

Innovations Customized

FLOOR MOUNT

**CY
ENCLOSURES**





CERTIFIED

MRS floor mount CY racks are specially designed for Server / Networking / Audio-Video / Data Centre and Lab applications.

MRS floor mount CY racks are made of heavy-duty aluminum vertical profiles and with cold-rolled steel sheet and preceded with CNC. Punching, forming, welding, and powder coated to meet Industrial, ISO 9001-2015 and 14001-2015 standards. All product manufactured by MRS conforms to or exceeds UL standards and relevant international requirements and tests.

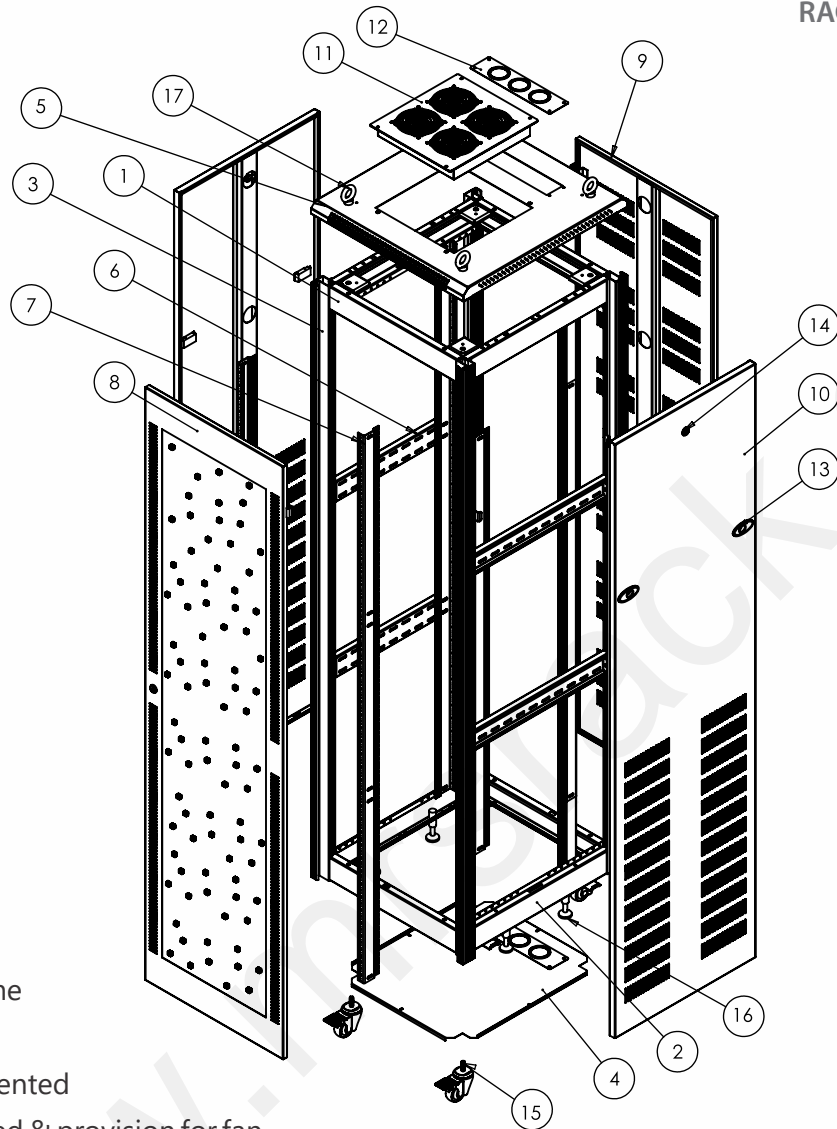
MRS floor mount CY racks are in knockdown construction with 4 pillars Aluminum extrusion profile with top and bottom steel end frame supported by 6 nos. of depth members for extra rigidity.

MRS floor mount CY racks are having a ventilated top and bottom cover with cut-out for cable access, provision for fans, and fan tray mounting. Front single or dual doors glass/Vented/Plain/Perforated (Flat/Convex) with single or 3 point locks, Rear single/dual door with vented/perforated/plain with single or 3 point locks. Side panels partially vented/plain and for 1000 - 1200 mm. deep rack will be configured with dual side panels. Racks with 4 nos. of heavy-duty caster wheels (2 with brake and 2 nos. without brake) along with adjustable legs/plinth.

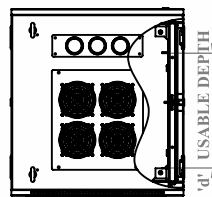
Available in 17U~47U variants with 600 & 800mm width configuration and 600, 800, 1000 & 1200mm. Depth configurations.

Floor Mount CY Enclosures

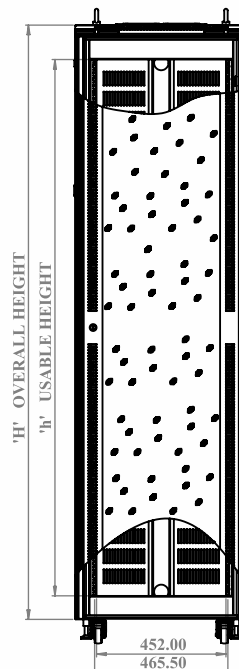
PRODUCT DETAILS



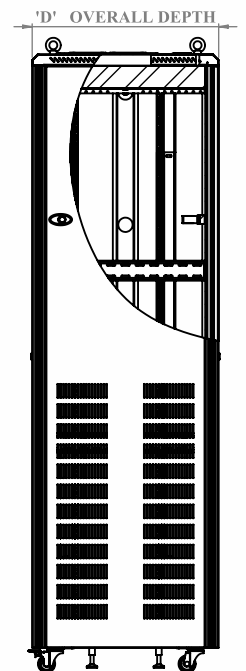
- 1 Top End Frame
- 2 Bottom End Frame
- 3 Vertical
- 4 Bottom Panel - Vented
- 5 Top Panel – Vented & provision for fan
- 6 C Channel
- 7 L Angle
- 8 Front Glass Door
- 9 Rear Perforated Door
- 10 Horizontally Split Side panel Vented
- 11 Fan Trays
- 12 Gland Plates
- 13 Slam Latches
- 14 CAM Lock
- 15 Casters
- 16 Levelers
- 17 Lifting Bolts
- 18 Reducer Channel
- 19 Loops
- 20 Window Mold



TOP VIEW



FRONT VIEW



SIDE VIEW - RHS

Product Features

- ◆ Conforms to DIN 41494 OR equivalent ISO Standards.
- ◆ Modular construction ready to assemble kits.
- ◆ Aluminum extrusion for better and higher load capacity.
- ◆ Four numbers adjustable, 19" vertical with punched 10mm. square hole and universal 12.7mm - 15.875mm - 18.875mm. Alternative hole pattern offers greater mounting flexibility, maximizes usable mounting space.
- ◆ Printed "U" positions.
- ◆ State-of -the-art manufacturing methods provide the best product quality and fasters delivery in the industry
- ◆ Powder coated finish with Seven thank pre-treatment process meeting all industry standards.
- ◆ Grounding and Bonding options.
- ◆ 100% assured compatibility with all equipment confirming to DIN 41494 (General industrial standard for equipment)

Optional Accessories:

- ◆ Front Doors of Toughened Glass/ Perforated
- ◆ Rear Steel Doors venting options / Perforated
- ◆ Stationary and Sliding Shelves
- ◆ Cantilever Shelves
- ◆ Equipment Support Angles
- ◆ Cooling Fans
- ◆ Cable Management Accessories
- ◆ AC Mains Channels
- ◆ Earth Continuity Kit
- ◆ Casters with foot-operated brakes
- ◆ Captive Mounting Hardware
- ◆ Fire Alarm Unit
- ◆ Fan tray with Electronic Controller
- ◆ Digital Locks
- ◆ Temperature Indicator

Technical Data

RACK STANDARD	Conforms to DIN 41494 or equivalent standard
CONSTRUCTION	Fully knockdown
BASIC FRAME	Aluminum profile with steel end frame assembly top and bottom
FRONT DOOR	Lockable toughened Glass / perforate
REAR DOOR	Lockable vented / perforated single / dual with 63% perforation.
SIDE PANEL	Vented with slam latches and lock provision.
EQUIPMENT MOUNTING	DIN Standard 10mm. Square slots
19" MOUNTING ANGLE	Formed steel 2mm thick fully accessible
STANDARD FINISH	Powder Coating
STANDARD COLOR	RAL 7037 (Dark Grey) for the frame and RAL 7035 (Light Grey) for doors and panels or RAL 9005 Black
TOP AND BOTTOM	With necessary ventilation and Cable entry cut-outs
STANDARD MOUNTING OPTION	Castor wheels (2 wheels with brake and rear without brake) with levelers / Base frame
STATIC LOAD	750 kgs with castors, 1200 kgs with base frame/plinth. (Recommended to distribute the load along with U space in the rack)

▶ Product Codes and Dimensions

PART CODE	Total Height in MM (H)	Usable Height in U (H)	Total Width in MM (W)	Usable Width in Inches (W)	Total Depth in MM (D)	Usable Depth in MM (D)
MRS-CY-6065-17U	1039	17U	600	19"	650	570
MRS-CY-6065-22U	1260	22U	600	19"	650	570
MRS-CY-6065-27U	1483	27U	600	19"	650	570
MRS-CY-6065-32U	1705	32U	600	19"	650	570
MRS-CY-6065-36U	1883	36U	600	19"	650	570
MRS-CY-6065-42U	2150	42U	600	19"	650	570
MRS-CY-6080-17U	1039	17U	600	19"	800	720
MRS-CY-6080-22U	1260	22U	600	19"	800	720
MRS-CY-6080-27U	1483	27U	600	19"	800	720
MRS-CY-6080-32U	1705	32U	600	19"	800	720
MRS-CY-6080-36U	1883	36U	600	19"	800	720
MRS-CY-6080-42U	2150	42U	600	19"	800	720
MRS-CY-6010-17U	1039	17U	600	19"	1000	920
MRS-CY-6010-22U	1260	22U	600	19"	1000	920
MRS-CY-6010-27U	1483	27U	600	19"	1000	920
MRS-CY-6010-32U	1705	32U	600	19"	1000	920
MRS-CY-6010-36U	1883	36U	600	19"	1000	920
MRS-CY-6010-42U	2150	42U	600	19"	1000	920
MRS-CY-6012-42U	2150	42U	600	19"	1200	1120
MRS-CY-8080-27U	1483	27U	800	19"	800	720
MRS-CY-8080-32U	1705	32U	800	19"	800	720
MRS-CY-8080-36U	1883	36U	800	19"	800	720
MRS-CY-8080-42U	2150	42U	800	19"	800	720
MRS-CY-8010-27U	1483	27U	800	19"	1000	920
MRS-CY-8010-32U	1705	32U	800	19"	1000	920
MRS-CY-8010-36U	1883	36U	800	19"	1000	920
MRS-CY-8010-42U	2150	42U	800	19"	1000	920
MRS-CY-8012-42U	2150	42U	800	19"	1200	1120
MRS-CY-8012-45U	2203	45U	800	19"	1200	1120
MRS-CY-8012-47U	2292	47U	800	19"	1200	1120

1U = 44.45 mm / 1.75 Inch

Note:

1. Other models can be manufactured on request.
2. It is recommended to distribute the load along with "U" space in the rack.
3. All dimensions are in mm.



MODULAR RACK SYSTEMS PVT. LTD.

No. 189 & 190, Nadikerappa Industrial Estate, Hegganahalli, Vishwaneedam Post,
Bangalore-560 091 INDIA • Tel: +91 80 28365042 • Fax: +91 80 28367881
Mobile: +91 9108220086 • Email: admin@mrsrack.com



Innovations Customized

MRS[®]
MODULAR
RACK SYSTEMS PVT LTD

FLOOR MOUNT

**CY
ENCLOSURES**





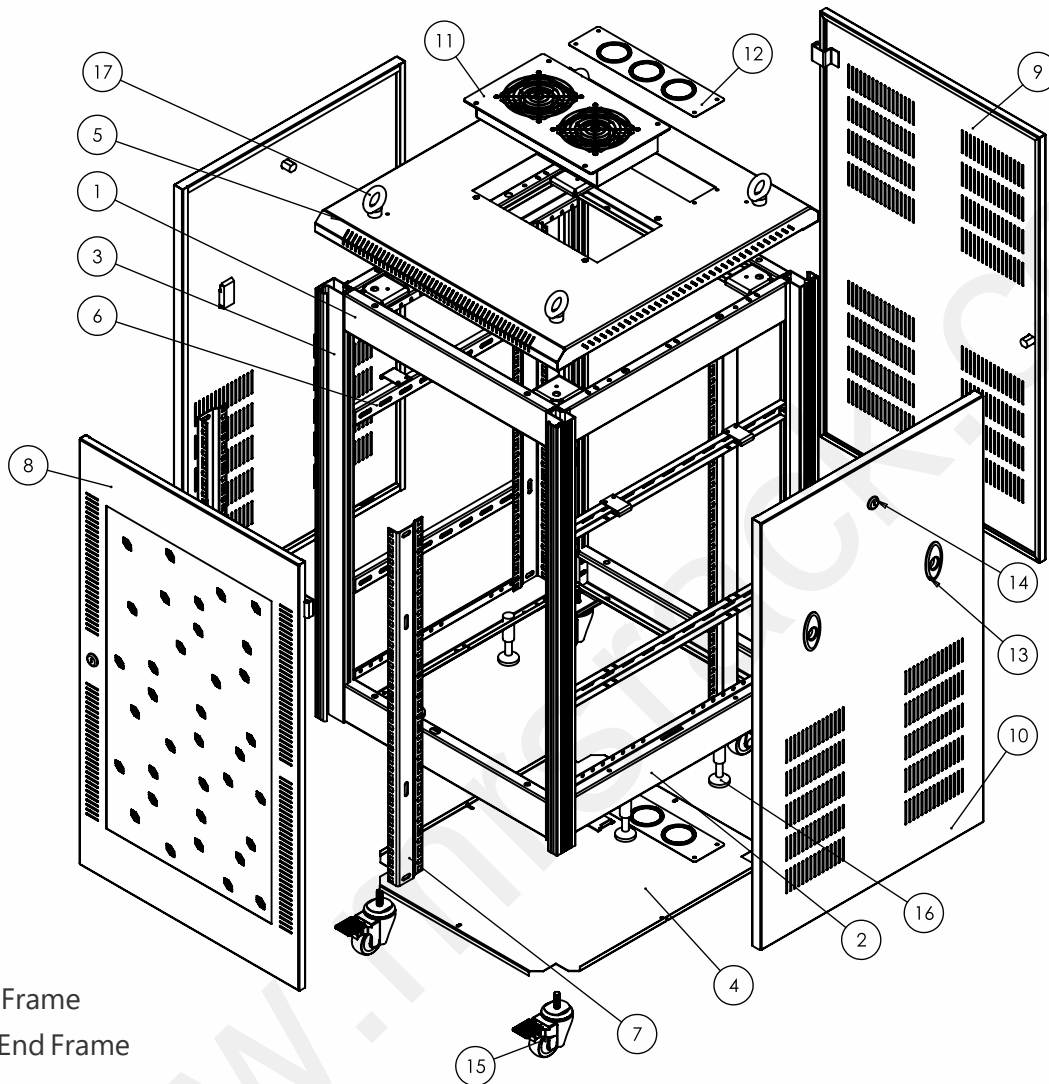
MRS floor mount CY racks are specially designed for Server / Networking / Audio-Video / Data Centre and Lab applications.

MRS floor mount CY racks are made of heavy-duty aluminum vertical profiles and with cold-rolled steel sheet and preceded with CNC. Punching, forming, welding, and powder coated to meet Industrial, ISO 9001-2015 and 14001-2015 standards. All product manufactured by MRS conforms to or exceeds UL standards and relevant international requirements and tests.

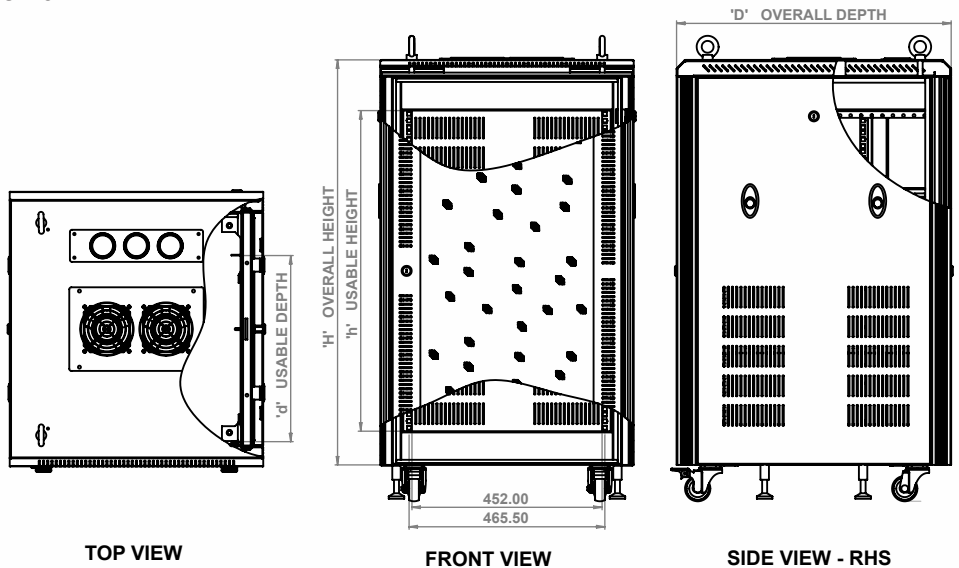
MRS floor mount CY racks are in knockdown construction with 4 pillars Aluminum extrusion profile with top and bottom steel end frame supported by 6 nos. of depth members for extra rigidity.

MRS floor mount CY racks are having a ventilated top and bottom cover with cut-out for cable access, provision for fans, and fan tray mounting. Front single or dual doors glass/Vented/Plain/Perforated (Flat/Convex) with single or 3 point locks, Rear single/dual door with vented/perforated/plain with single or 3 point locks. Side panels partially vented/plain and for 1000 - 1200 mm. deep rack will be configured with dual side panels. Racks with 4 nos. of heavy-duty caster wheels (2 with brake and 2 nos. without brake) along with adjustable legs/plinth.

Available in 17U~47U variants with 600 & 800mm width configuration and 600, 800, 1000 & 1200mm. Depth configurations.



- 1 Top End Frame
- 2 Bottom End Frame
- 3 Vertical
- 4 Bottom Panel - Vented
- 5 Top Panel – Vented & provision for fan
- 6 C Channel
- 7 L Angle
- 8 Front Glass Door
- 9 Rear Vented Door
- 10 Side panel - Vented
- 11 Fan Trays
- 12 Gland Plates
- 13 Slam Latches
- 14 CAM Lock
- 15 Casters
- 16 Levelers
- 17 Lifting Bolts



Product Features

- ◆ Conforms to DIN 41494 OR equivalent ISO Standards.
- ◆ Modular construction ready to assemble kits.
- ◆ Aluminum extrusion for better and higher load capacity.
- ◆ Four numbers adjustable, 19" vertical with punched 10mm. square hole and universal 12.7mm - 15.875mm - 18.875mm. Alternative hole pattern offers greater mounting flexibility, maximizes usable mounting space.
- ◆ Printed "U" positions.
- ◆ State-of-the-art manufacturing methods provide the best product quality and faster delivery in the industry
- ◆ Powder coated finish with Seven tank pre-treatment process meeting all industry standards.
- ◆ Grounding and Bonding options.
- ◆ 100% assured compatibility with all equipment conforming to DIN 41494 (General industrial standard for equipment)

Optional Accessories:

- ◆ Front Doors of Toughened Glass/ Perforated
- ◆ Rear Steel Doors venting options / Hexagonal Perforated
- ◆ Stationary and Sliding Shelves
- ◆ Cantilever Shelves
- ◆ Equipment Support Angles
- ◆ Cooling Fans
- ◆ Cable Management Accessories
- ◆ AC Mains Channels
- ◆ Earth Continuity Kit
- ◆ Casters with foot-operated brakes
- ◆ Captive Mounting Hardware
- ◆ Fire Alarm Unit
- ◆ Fan tray with Electronic Controller
- ◆ Digital Locks
- ◆ Temperature Indicator

Technical Data

RACK STANDARD	Conforms to DIN 41494 or equivalent standard
CONSTRUCTION	Fully knockdown
BASIC FRAME	Aluminum profile with steel end frame assembly top and bottom
FRONT DOOR	Lockable toughened Glass / perforate
REAR DOOR	Lockable vented / perforated single / dual with 63% perforation.
SIDE PANEL	Vented with slam latches and lock provision.
EQUIPMENT MOUNTING	DIN Standard 10mm. Square slots
19" MOUNTING ANGLE	Formed steel 2mm thick fully accessible
STANDARD FINISH	Powder Coating
STANDARD COLOR	RAL 7037 (Dark Grey) for the frame and RAL 7035 (Light Grey) for doors and panels or RAL 9005 Black
TOP AND BOTTOM	With necessary ventilation and Cable entry cut-outs
STANDARD MOUNTING OPTION	Castor wheels (2 wheels with brake and rear without brake) with levelers / Base frame
STATIC LOAD	200 kgs with castors/wheels and plinth (Recommended to distribute the load along with U space in the rack)

Product Codes and Dimensions

PART CODE	Total Height in MM (H)	Usable Height in U (H)	Total Width in MM (W)	Usable Width in Inches (W)	Total Depth in MM (D)	Usable Depth in MM (D)
MRS-CY-6010-17U	1039	17U	600	19"	1000	920

1U = 44.45 mm / 1.75 Inch

Note:

1. Other models can be manufactured on request.
2. It is recommended to distribute the load along with "U" space in the rack.
3. All dimensions are in mm.



MODULAR RACK SYSTEMS PVT. LTD.

No. 189 & 190, Nadikerappa Industrial Estate, Hegganahalli, Vishwanedam Post, Bangalore-560 091 INDIA • Tel: +91 80 28365042 • Fax: +91 80 28367881
Mobile: +91 9108220086 • Email: admin@mrsrack.com



Innovations Customized

MRS[®]
MODULAR
RACK SYSTEMS PVT LTD

FLOOR MOUNT

**CY
ENCLOSURES**





CERTIFIED

MRS floor mount CY racks are specially designed for Server / Networking / Audio-Video / Data Centre and Lab applications.

MRS floor mount CY racks are made of heavy-duty aluminum vertical profiles and with cold-rolled steel sheet and preceded with CNC. Punching, forming, welding, and powder coated to meet Industrial, ISO 9001-2015 and 14001-2015 standards. All product manufactured by MRS conforms to or exceeds UL standards and relevant international requirements and tests.

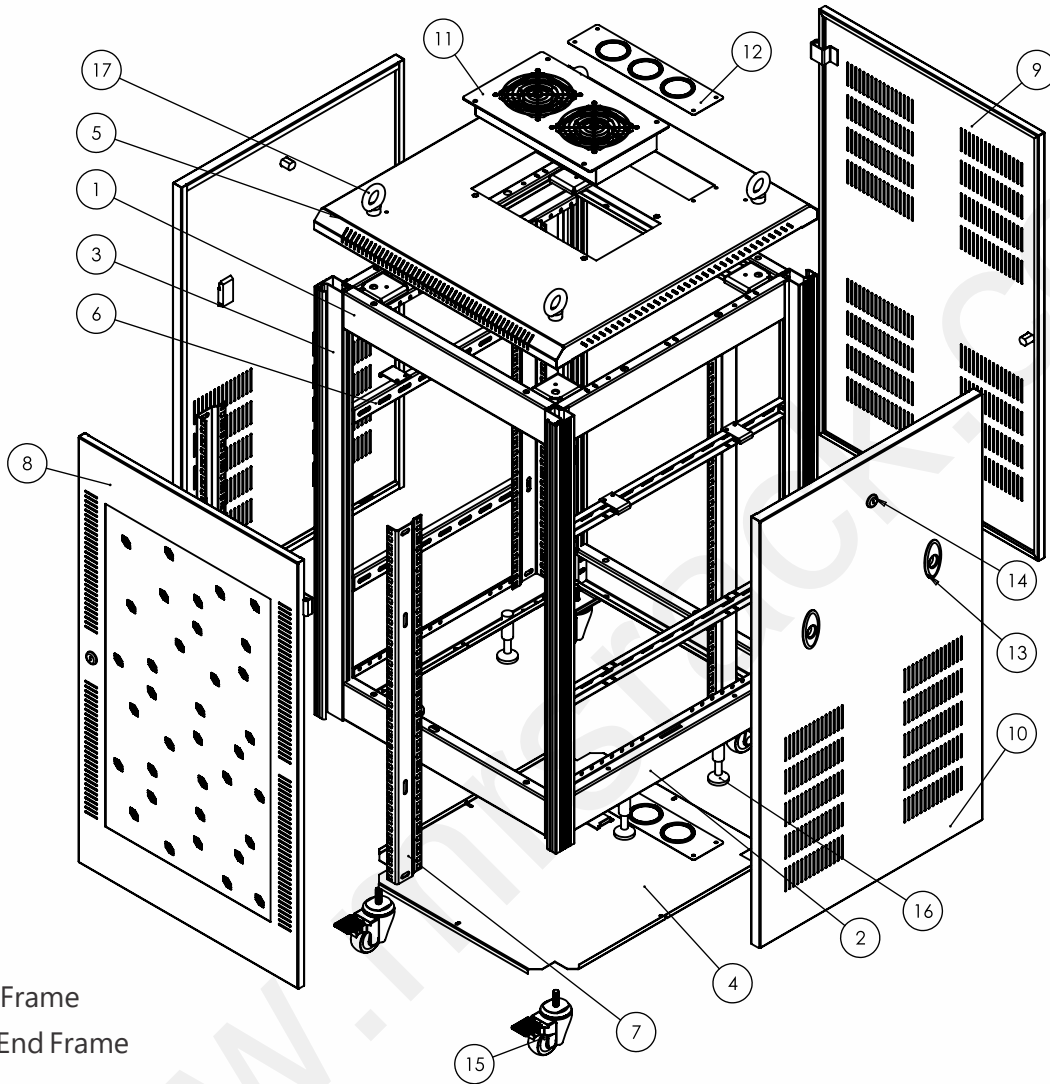
MRS floor mount CY racks are in knockdown construction with 4 pillars Aluminum extrusion profile with top and bottom steel end frame supported by 6 nos. of depth members for extra rigidity.

MRS floor mount CY racks are having a ventilated top and bottom cover with cut-out for cable access, provision for fans, and fan tray mounting. Front single or dual doors glass/Vented/Plain/Perforated (Flat/Convex) with single or 3 point locks, Rear single/dual door with vented/perforated/plain with single or 3 point locks. Side panels partially vented/plain and for 1000 - 1200 mm. deep rack will be configured with dual side panels. Racks with 4 nos. of heavy-duty caster wheels (2 with brake and 2 nos. without brake) along with adjustable legs/plinth.

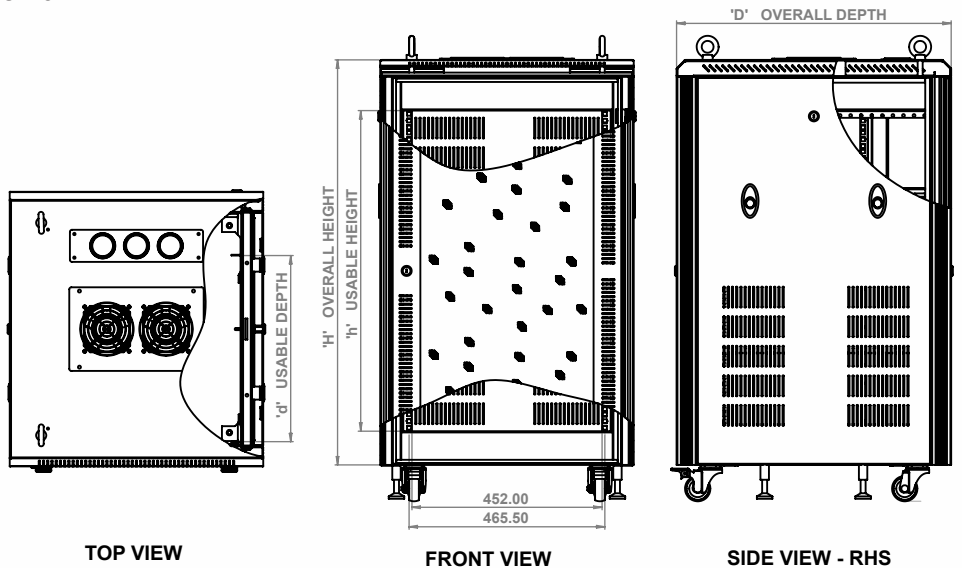
Available in 17U~47U variants with 600 & 800mm width configuration and 600, 800, 1000 & 1200mm. Depth configurations.

Floor Mount CY Enclosures - MRS-CY-6010-22U

PRODUCT DETAILS



- 1 Top End Frame
- 2 Bottom End Frame
- 3 Vertical
- 4 Bottom Panel - Vented
- 5 Top Panel – Vented & provision for fan
- 6 C Channel
- 7 L Angle
- 8 Front Glass Door
- 9 Rear Vented Door
- 10 Side panel - Vented
- 11 Fan Trays
- 12 Gland Plates
- 13 Slam Latches
- 14 CAM Lock
- 15 Casters
- 16 Levelers
- 17 Lifting Bolts



Product Features

- ◆ Conforms to DIN 41494 OR equivalent ISO Standards.
- ◆ Modular construction ready to assemble kits.
- ◆ Aluminum extrusion for better and higher load capacity.
- ◆ Four numbers adjustable, 19" vertical with punched 10mm. square hole and universal 12.7mm - 15.875mm - 18.875mm. Alternative hole pattern offers greater mounting flexibility, maximizes usable mounting space.
- ◆ Printed "U" positions.
- ◆ State-of-the-art manufacturing methods provide the best product quality and faster delivery in the industry
- ◆ Powder coated finish with Seven tank pre-treatment process meeting all industry standards.
- ◆ Grounding and Bonding options.
- ◆ 100% assured compatibility with all equipment conforming to DIN 41494 (General industrial standard for equipment)

Optional Accessories:

- ◆ Front Doors of Toughened Glass/ Perforated
- ◆ Rear Steel Doors venting options / Hexagonal Perforated
- ◆ Stationary and Sliding Shelves
- ◆ Cantilever Shelves
- ◆ Equipment Support Angles
- ◆ Cooling Fans
- ◆ Cable Management Accessories
- ◆ AC Mains Channels
- ◆ Earth Continuity Kit
- ◆ Casters with foot-operated brakes
- ◆ Captive Mounting Hardware
- ◆ Fire Alarm Unit
- ◆ Fan tray with Electronic Controller
- ◆ Digital Locks
- ◆ Temperature Indicator

Technical Data

RACK STANDARD	Conforms to DIN 41494 or equivalent standard
CONSTRUCTION	Fully knockdown
BASIC FRAME	Aluminum profile with steel end frame assembly top and bottom
FRONT DOOR	Lockable toughened Glass / perforate
REAR DOOR	Lockable vented / perforated single / dual with 63% perforation.
SIDE PANEL	Vented with slam latches and lock provision.
EQUIPMENT MOUNTING	DIN Standard 10mm. Square slots
19" MOUNTING ANGLE	Formed steel 2mm thick fully accessible
STANDARD FINISH	Powder Coating
STANDARD COLOR	RAL 7037 (Dark Grey) for the frame and RAL 7035 (Light Grey) for doors and panels or RAL 9005 Black
TOP AND BOTTOM	With necessary ventilation and Cable entry cut-outs
STANDARD MOUNTING OPTION	Castor wheels (2 wheels with brake and rear without brake) with levelers / Base frame
STATIC LOAD	300 kgs with castors/wheels and plinth (Recommended to distribute the load along with U space in the rack)

Product Codes and Dimensions

PART CODE	Total Height in MM (H)	Usable Height in U (H)	Total Width in MM (W)	Usable Width in Inches (W)	Total Depth in MM (D)	Usable Depth in MM (D)
MRS-CY-6010-22U	1260	22U	600	19"	1000	920

1U = 44.45 mm / 1.75 Inch

Note:

1. Other models can be manufactured on request.
2. It is recommended to distribute the load along with "U" space in the rack.
3. All dimensions are in mm.



MODULAR RACK SYSTEMS PVT. LTD.

No. 189 & 190, Nadikerappa Industrial Estate, Hegganahalli, Vishwanedam Post, Bangalore-560 091 INDIA • Tel: +91 80 28365042 • Fax: +91 80 28367881
Mobile: +91 9108220086 • Email: admin@mrsrack.com



Innovations Customized

FLOOR MOUNT

**CY
ENCLOSURES**





MRS floor mount CY racks are specially designed for Server / Networking / Audio-Video / Data Centre and Lab applications.

MRS floor mount CY racks are made of heavy-duty aluminum vertical profiles and with cold-rolled steel sheet and preceded with CNC. Punching, forming, welding, and powder coated to meet Industrial, ISO 9001-2015 and 14001-2015 standards. All product manufactured by MRS conforms to or exceeds UL standards and relevant international requirements and tests.

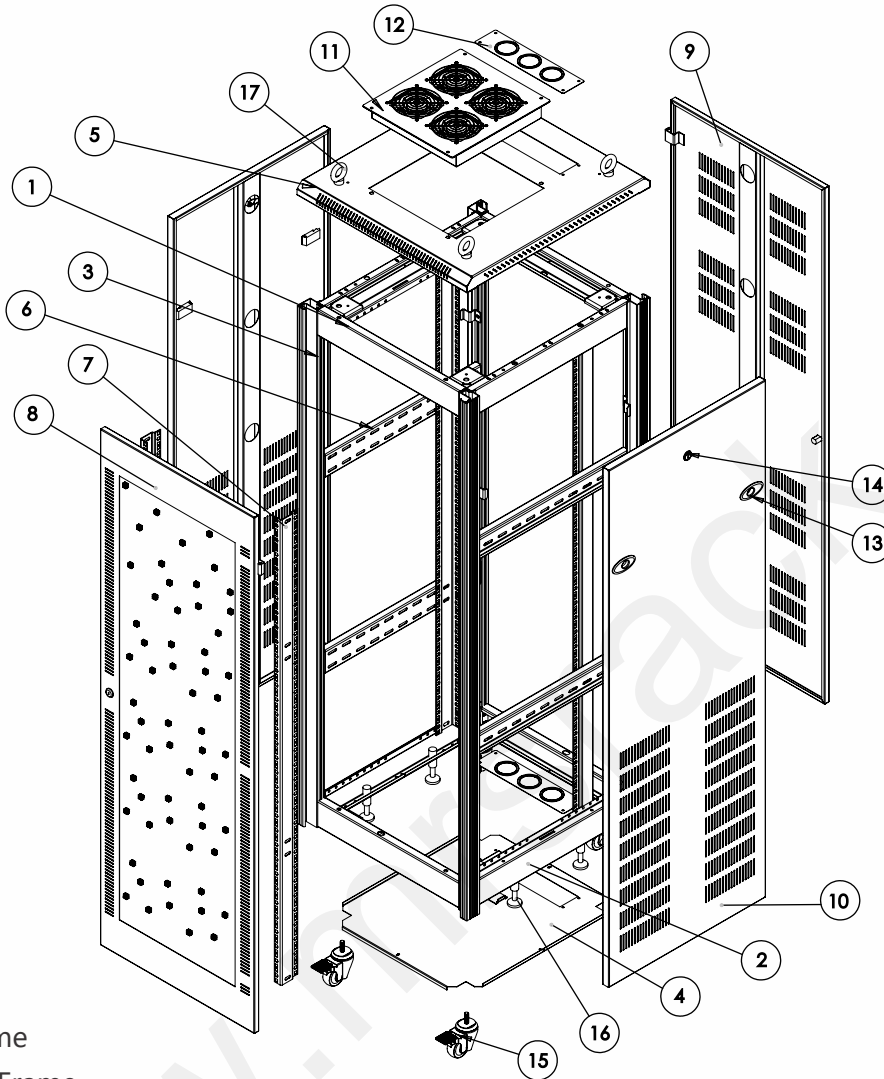
MRS floor mount CY racks are in knockdown construction with 4 pillars Aluminum extrusion profile with top and bottom steel end frame supported by 6 nos. of depth members for extra rigidity.

MRS floor mount CY racks are having a ventilated top and bottom cover with cut-out for cable access, provision for fans, and fan tray mounting. Front single or dual doors glass/Vented/Plain/Perforated (Flat/Convex) with single or 3 point locks, Rear single/dual door with vented/perforated/plain with single or 3 point locks. Side panels partially vented/plain and for 1000 - 1200 mm. deep rack will be configured with dual side panels. Racks with 4 nos. of heavy-duty caster wheels (2 with brake and 2 nos. without brake) along with adjustable legs/plinth.

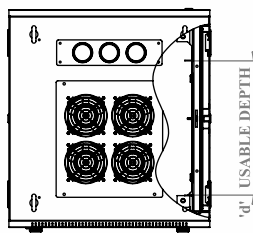
Available in 17U~47U variants with 600 & 800mm width configuration and 600, 800, 1000 & 1200mm. Depth configurations.

Floor Mount CY Enclosures - MRS-CY-6010-27U

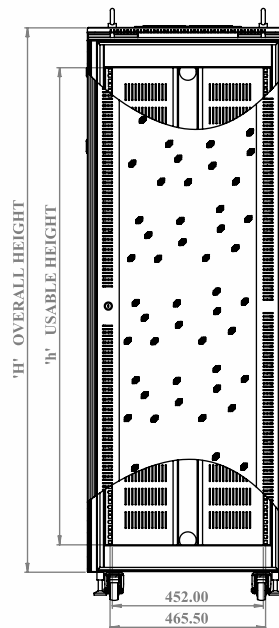
PRODUCT DETAILS



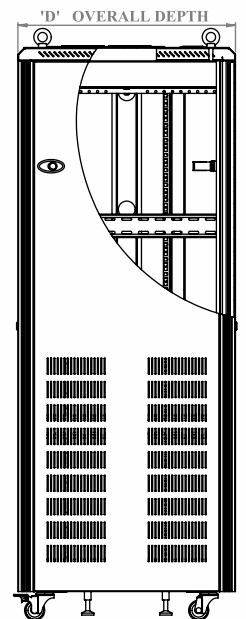
- 1 Top End Frame
- 2 Bottom End Frame
- 3 Vertical
- 4 Bottom Panel - Vented
- 5 Top Panel – Vented & provision for fan
- 6 C Channel
- 7 L Angle
- 8 Front Glass Door
- 9 Rear Vented Dual Door
- 10 Side panel - Vented
- 11 Fan Trays
- 12 Gland Plates
- 13 Slam Latches
- 14 CAM Lock
- 15 Casters
- 16 Levelers
- 17 Lifting Bolts



TOP VIEW



FRONT VIEW



SIDE VIEW - RHS

Product Features

- ◆ Conforms to DIN 41494 OR equivalent ISO Standards.
- ◆ Modular construction ready to assemble kits.
- ◆ Aluminum extrusion for better and higher load capacity.
- ◆ Four numbers adjustable, 19" vertical with punched 10mm. square hole and universal 12.7mm - 15.875mm - 18.875mm. Alternative hole pattern offers greater mounting flexibility, maximizes usable mounting space.
- ◆ Printed "U" positions.
- ◆ State-of-the-art manufacturing methods provide the best product quality and faster delivery in the industry
- ◆ Powder coated finish with Seven tank pre-treatment process meeting all industry standards.
- ◆ Grounding and Bonding options.
- ◆ 100% assured compatibility with all equipment confirming to DIN 41494 (General industrial standard for equipment)

Optional Accessories:

- ◆ Front Doors of Toughened Glass/ Perforated
- ◆ Rear Steel Doors venting options / Hexagonal Perforated
- ◆ Stationary and Sliding Shelves
- ◆ Cantilever Shelves
- ◆ Equipment Support Angles
- ◆ Cooling Fans
- ◆ Cable Management Accessories
- ◆ AC Mains Channels
- ◆ Earth Continuity Kit
- ◆ Casters with foot-operated brakes
- ◆ Captive Mounting Hardware
- ◆ Fire Alarm Unit
- ◆ Fan tray with Electronic Controller
- ◆ Digital Locks
- ◆ Temperature Indicator

Technical Data

RACK STANDARD	Conforms to DIN 41494 or equivalent standard
CONSTRUCTION	Fully knockdown
BASIC FRAME	Aluminum profile with steel end frame assembly top and bottom
FRONT DOOR	Lockable toughened Glass / perforate
REAR DOOR	Lockable vented / perforated single / dual with 63% perforation.
SIDE PANEL	Vented with slam latches and lock provision.
EQUIPMENT MOUNTING	DIN Standard 10mm. Square slots
19" MOUNTING ANGLE	Formed steel 2mm thick fully accessible
STANDARD FINISH	Powder Coating
STANDARD COLOR	RAL 7037 (Dark Grey) for the frame and RAL 7035 (Light Grey) for doors and panels or RAL 9005 Black
TOP AND BOTTOM	With necessary ventilation and Cable entry cut-outs
STANDARD MOUNTING OPTION	Castor wheels (2 wheels with brake and rear without brake) with levelers / Base frame
STATIC LOAD	300 kgs with castors/wheels and plinth (Recommended to distribute the load along with U space in the rack)

Product Codes and Dimensions

PART CODE	Total Height in MM (H)	Usable Height in U (H)	Total Width in MM (W)	Usable Width in Inches (W)	Total Depth in MM (D)	Usable Depth in MM (D)
MRS-CY-6010-27U	1483	27U	600	19"	1000	920

1U = 44.45 mm / 1.75 Inch

Note:

1. Other models can be manufactured on request.
2. It is recommended to distribute the load along with "U" space in the rack.
3. All dimensions are in mm.



MODULAR RACK SYSTEMS PVT. LTD.

No. 189 & 190, Nadikerappa Industrial Estate, Hegganahalli, Vishwanedam Post, Bangalore-560 091 INDIA • Tel: +91 80 28365042 • Fax: +91 80 28367881
Mobile: +91 9108220086 • Email: admin@mrsrack.com



Innovations Customized

MRS[®]
MODULAR
RACK SYSTEMS PVT LTD

FLOOR MOUNT

**CY
ENCLOSURES**





CERTIFIED

MRS floor mount CY racks are specially designed for Server / Networking / Audio-Video / Data Centre and Lab applications.

MRS floor mount CY racks are made of heavy-duty aluminum vertical profiles and with cold-rolled steel sheet and preceded with CNC. Punching, forming, welding, and powder coated to meet Industrial, ISO 9001-2015 and 14001-2015 standards. All product manufactured by MRS conforms to or exceeds UL standards and relevant international requirements and tests.

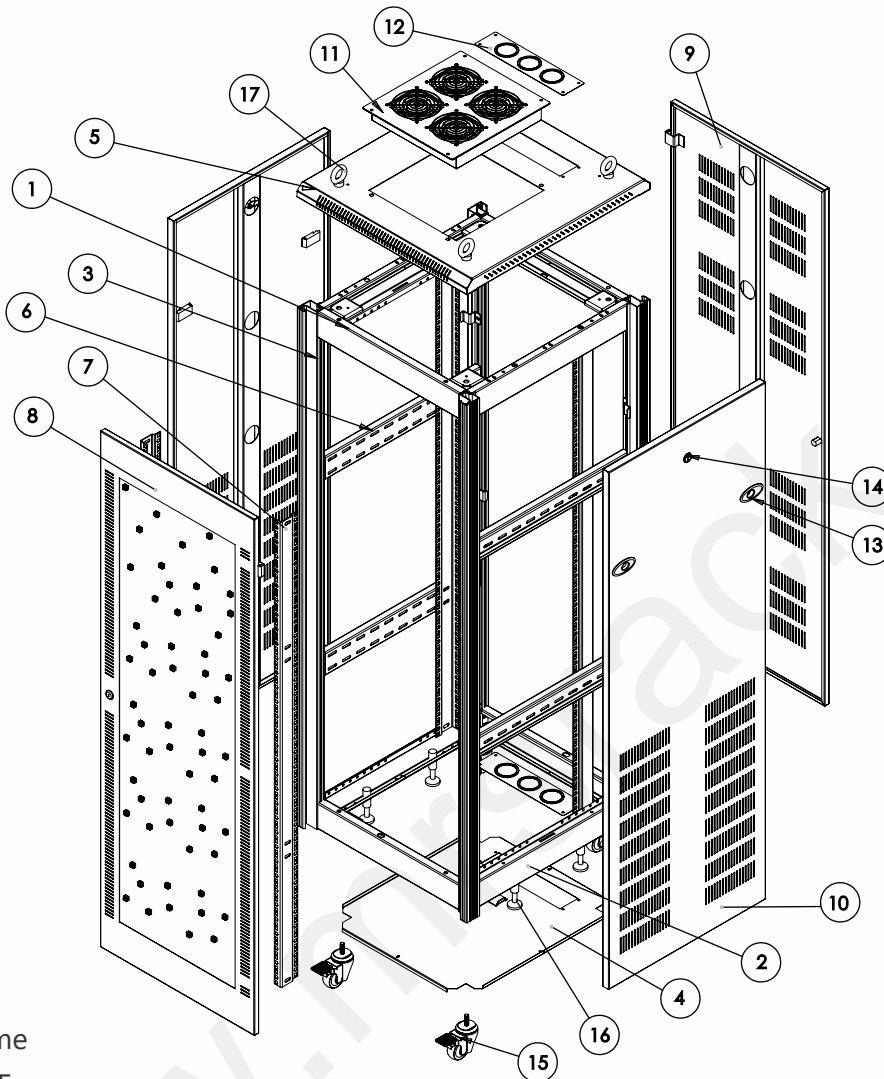
MRS floor mount CY racks are in knockdown construction with 4 pillars Aluminum extrusion profile with top and bottom steel end frame supported by 6 nos. of depth members for extra rigidity.

MRS floor mount CY racks are having a ventilated top and bottom cover with cut-out for cable access, provision for fans, and fan tray mounting. Front single or dual doors glass/Vented/Plain/Perforated (Flat/Convex) with single or 3 point locks, Rear single/dual door with vented/perforated/plain with single or 3 point locks. Side panels partially vented/plain and for 1000 - 1200 mm. deep rack will be configured with dual side panels. Racks with 4 nos. of heavy-duty caster wheels (2 with brake and 2 nos. without brake) along with adjustable legs/plinth.

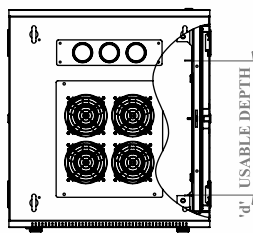
Available in 17U~47U variants with 600 & 800mm width configuration and 600, 800, 1000 & 1200mm. Depth configurations.

Floor Mount CY Enclosures - MRS-CY-6010-32U

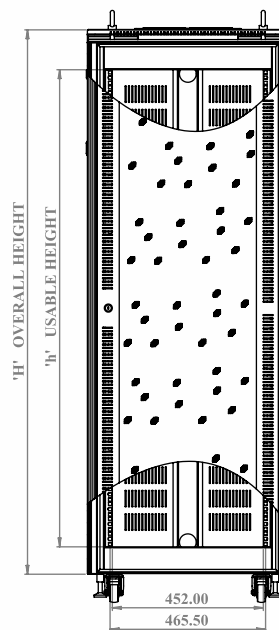
PRODUCT DETAILS



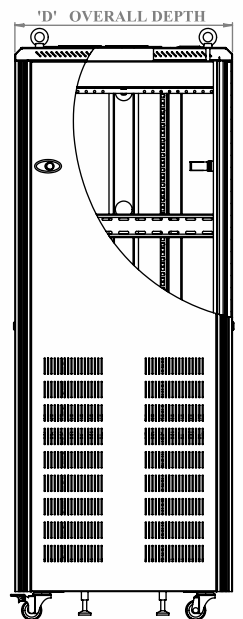
- 1 Top End Frame
- 2 Bottom End Frame
- 3 Vertical
- 4 Bottom Panel - Vented
- 5 Top Panel – Vented & provision for fan
- 6 C Channel
- 7 L Angle
- 8 Front Glass Door
- 9 Rear Vented Dual Door
- 10 Side panel - Vented
- 11 Fan Trays
- 12 Gland Plates
- 13 Slam Latches
- 14 CAM Lock
- 15 Casters
- 16 Levelers
- 17 Lifting Bolts



TOP VIEW



FRONT VIEW



SIDE VIEW - RHS

Product Features

- ◆ Conforms to DIN 41494 OR equivalent ISO Standards.
- ◆ Modular construction ready to assemble kits.
- ◆ Aluminum extrusion for better and higher load capacity.
- ◆ Four numbers adjustable, 19" vertical with punched 10mm. square hole and universal 12.7mm - 15.875mm - 18.875mm. Alternative hole pattern offers greater mounting flexibility, maximizes usable mounting space.
- ◆ Printed "U" positions.
- ◆ State-of-the-art manufacturing methods provide the best product quality and faster delivery in the industry
- ◆ Powder coated finish with Seven tank pre-treatment process meeting all industry standards.
- ◆ Grounding and Bonding options.
- ◆ 100% assured compatibility with all equipment conforming to DIN 41494 (General industrial standard for equipment)

Optional Accessories:

- ◆ Front Doors of Toughened Glass/ Perforated
- ◆ Rear Steel Doors venting options / Hexagonal Perforated
- ◆ Stationary and Sliding Shelves
- ◆ Cantilever Shelves
- ◆ Equipment Support Angles
- ◆ Cooling Fans
- ◆ Cable Management Accessories
- ◆ AC Mains Channels
- ◆ Earth Continuity Kit
- ◆ Casters with foot-operated brakes
- ◆ Captive Mounting Hardware
- ◆ Fire Alarm Unit
- ◆ Fan tray with Electronic Controller
- ◆ Digital Locks
- ◆ Temperature Indicator

Technical Data

RACK STANDARD	Conforms to DIN 41494 or equivalent standard
CONSTRUCTION	Fully knockdown
BASIC FRAME	Aluminum profile with steel end frame assembly top and bottom
FRONT DOOR	Lockable toughened Glass / perforate
REAR DOOR	Lockable vented / perforated single / dual with 63% perforation.
SIDE PANEL	Vented with slam latches and lock provision.
EQUIPMENT MOUNTING	DIN Standard 10mm. Square slots
19" MOUNTING ANGLE	Formed steel 2mm thick fully accessible
STANDARD FINISH	Powder Coating
STANDARD COLOR	RAL 7037 (Dark Grey) for the frame and RAL 7035 (Light Grey) for doors and panels or RAL 9005 Black
TOP AND BOTTOM	With necessary ventilation and Cable entry cut-outs
STANDARD MOUNTING OPTION	Castor wheels (2 wheels with brake and rear without brake) with levelers / Base frame
STATIC LOAD	300 kgs with castors/wheels and plinth (Recommended to distribute the load along with U space in the rack)

Product Codes and Dimensions

PART CODE	Total Height in MM (H)	Usable Height in U (H)	Total Width in MM (W)	Usable Width in Inches (W)	Total Depth in MM (D)	Usable Depth in MM (D)
MRS-CY-6010-32U	1705	32U	600	19"	1000	920

1U = 44.45 mm / 1.75 Inch

Note:

1. Other models can be manufactured on request.
2. It is recommended to distribute the load along with "U" space in the rack.
3. All dimensions are in mm.



MODULAR RACK SYSTEMS PVT. LTD.

No. 189 & 190, Nadikerappa Industrial Estate, Hegganahalli, Vishwanedam Post, Bangalore-560 091 INDIA • Tel: +91 80 28365042 • Fax: +91 80 28367881
Mobile: +91 9108220086 • Email: admin@mrsrack.com



Innovations Customized

FLOOR MOUNT

**CY
ENCLOSURES**





CERTIFIED

MRS floor mount CY racks are specially designed for Server / Networking / Audio-Video / Data Centre and Lab applications.

MRS floor mount CY racks are made of heavy-duty aluminum vertical profiles and with cold-rolled steel sheet and preceded with CNC. Punching, forming, welding, and powder coated to meet Industrial, ISO 9001-2015 and 14001-2015 standards. All product manufactured by MRS conforms to or exceeds UL standards and relevant international requirements and tests.

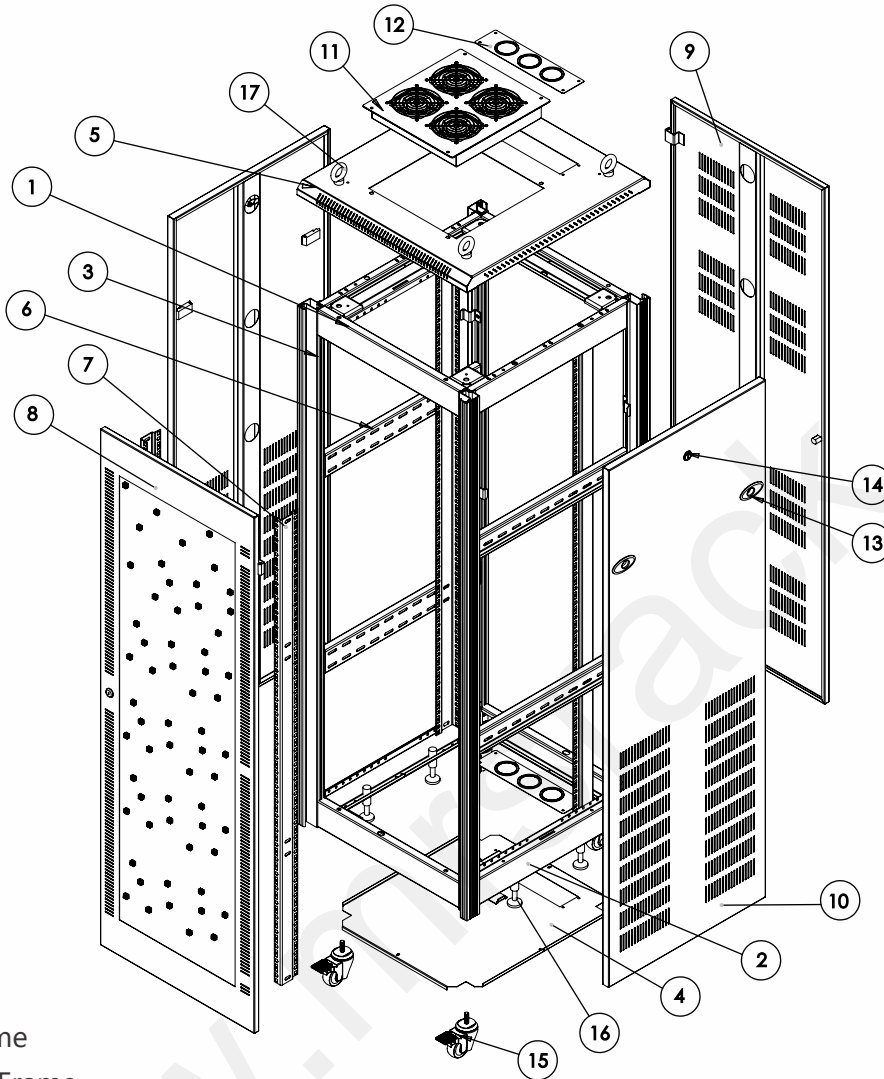
MRS floor mount CY racks are in knockdown construction with 4 pillars Aluminum extrusion profile with top and bottom steel end frame supported by 6 nos. of depth members for extra rigidity.

MRS floor mount CY racks are having a ventilated top and bottom cover with cut-out for cable access, provision for fans, and fan tray mounting. Front single or dual doors glass/Vented/Plain/Perforated (Flat/Convex) with single or 3 point locks, Rear single/dual door with vented/perforated/plain with single or 3 point locks. Side panels partially vented/plain and for 1000 - 1200 mm. deep rack will be configured with dual side panels. Racks with 4 nos. of heavy-duty caster wheels (2 with brake and 2 nos. without brake) along with adjustable legs/plinth.

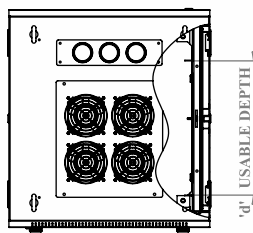
Available in 17U~47U variants with 600 & 800mm width configuration and 600, 800, 1000 & 1200mm. Depth configurations.

Floor Mount CY Enclosures - MRS-CY-6010-36U

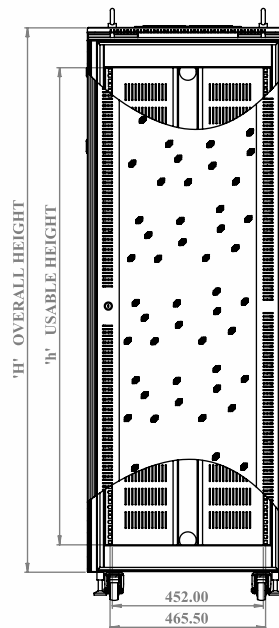
PRODUCT DETAILS



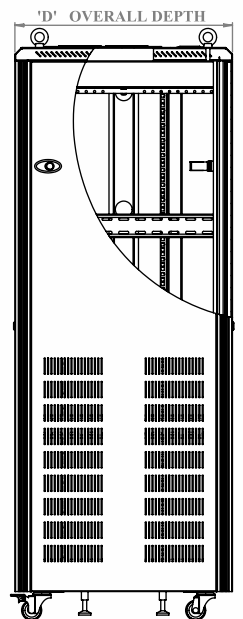
- 1 Top End Frame
- 2 Bottom End Frame
- 3 Vertical
- 4 Bottom Panel - Vented
- 5 Top Panel – Vented & provision for fan
- 6 C Channel
- 7 L Angle
- 8 Front Glass Door
- 9 Rear Vented Dual Door
- 10 Side panel - Vented
- 11 Fan Trays
- 12 Gland Plates
- 13 Slam Latches
- 14 CAM Lock
- 15 Casters
- 16 Levelers
- 17 Lifting Bolts



TOP VIEW



FRONT VIEW



SIDE VIEW - RHS

Product Features

- ◆ Conforms to DIN 41494 OR equivalent ISO Standards.
- ◆ Modular construction ready to assemble kits.
- ◆ Aluminum extrusion for better and higher load capacity.
- ◆ Four numbers adjustable, 19" vertical with punched 10mm. square hole and universal 12.7mm - 15.875mm - 18.875mm. Alternative hole pattern offers greater mounting flexibility, maximizes usable mounting space.
- ◆ Printed "U" positions.
- ◆ State-of-the-art manufacturing methods provide the best product quality and faster delivery in the industry
- ◆ Powder coated finish with Seven tank pre-treatment process meeting all industry standards.
- ◆ Grounding and Bonding options.
- ◆ 100% assured compatibility with all equipment confirming to DIN 41494 (General industrial standard for equipment)

Optional Accessories:

- ◆ Front Doors of Toughened Glass/ Perforated
- ◆ Rear Steel Doors venting options / Hexagonal Perforated
- ◆ Stationary and Sliding Shelves
- ◆ Cantilever Shelves
- ◆ Equipment Support Angles
- ◆ Cooling Fans
- ◆ Cable Management Accessories
- ◆ AC Mains Channels
- ◆ Earth Continuity Kit
- ◆ Casters with foot-operated brakes
- ◆ Captive Mounting Hardware
- ◆ Fire Alarm Unit
- ◆ Fan tray with Electronic Controller
- ◆ Digital Locks
- ◆ Temperature Indicator

Technical Data

RACK STANDARD	Conforms to DIN 41494 or equivalent standard
CONSTRUCTION	Fully knockdown
BASIC FRAME	Aluminum profile with steel end frame assembly top and bottom
FRONT DOOR	Lockable toughened Glass / perforate
REAR DOOR	Lockable vented / perforated single / dual with 63% perforation.
SIDE PANEL	Vented with slam latches and lock provision.
EQUIPMENT MOUNTING	DIN Standard 10mm. Square slots
19" MOUNTING ANGLE	Formed steel 2mm thick fully accessible
STANDARD FINISH	Powder Coating
STANDARD COLOR	RAL 7037 (Dark Grey) for the frame and RAL 7035 (Light Grey) for doors and panels or RAL 9005 Black
TOP AND BOTTOM	With necessary ventilation and Cable entry cut-outs
STANDARD MOUNTING OPTION	Castor wheels (2 wheels with brake and rear without brake) with levelers / Base frame
STATIC LOAD	300 kgs with castors/wheels and plinth (Recommended to distribute the load along with U space in the rack)

Product Codes and Dimensions

PART CODE	Total Height in MM (H)	Usable Height in U (H)	Total Width in MM (W)	Usable Width in Inches (W)	Total Depth in MM (D)	Usable Depth in MM (D)
MRS-CY-6010-36U	1883	36U	600	19"	1000	920

1U = 44.45 mm / 1.75 Inch

Note:

1. Other models can be manufactured on request.
2. It is recommended to distribute the load along with "U" space in the rack.
3. All dimensions are in mm.



MODULAR RACK SYSTEMS PVT. LTD.

No. 189 & 190, Nadikerappa Industrial Estate, Hegganahalli, Vishwanedam Post, Bangalore-560 091 INDIA • Tel: +91 80 28365042 • Fax: +91 80 28367881
Mobile: +91 9108220086 • Email: admin@mrsrack.com



Innovations Customized

MRS[®]
MODULAR
RACK SYSTEMS PVT LTD

FLOOR MOUNT

**CY
ENCLOSURES**





CERTIFIED

MRS floor mount CY racks are specially designed for Server / Networking / Audio-Video / Data Centre and Lab applications.

MRS floor mount CY racks are made of heavy-duty aluminum vertical profiles and with cold-rolled steel sheet and preceded with CNC. Punching, forming, welding, and powder coated to meet Industrial, ISO 9001-2015 and 14001-2015 standards. All product manufactured by MRS conforms to or exceeds UL standards and relevant international requirements and tests.

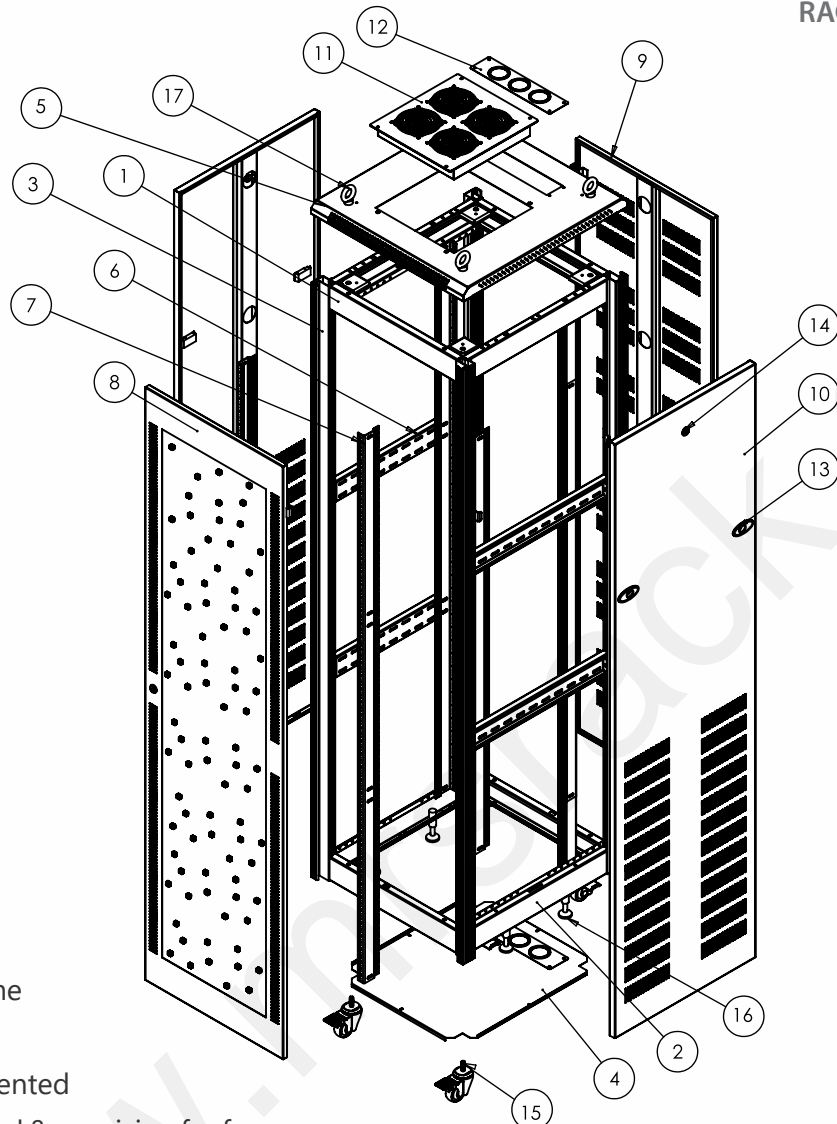
MRS floor mount CY racks are in knockdown construction with 4 pillars Aluminum extrusion profile with top and bottom steel end frame supported by 6 nos. of depth members for extra rigidity.

MRS floor mount CY racks are having a ventilated top and bottom cover with cut-out for cable access, provision for fans, and fan tray mounting. Front single or dual doors glass/Vented/Plain/Perforated (Flat/Convex) with single or 3 point locks, Rear single/dual door with vented/perforated/plain with single or 3 point locks. Side panels partially vented/plain and for 1000 - 1200 mm. deep rack will be configured with dual side panels. Racks with 4 nos. of heavy-duty caster wheels (2 with brake and 2 nos. without brake) along with adjustable legs/plinth.

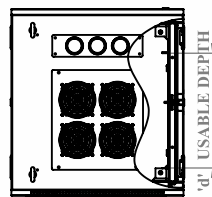
Available in 17U~47U variants with 600 & 800mm width configuration and 600, 800, 1000 & 1200mm. Depth configurations.

Floor Mount CY Enclosures - MRS-CY-6010-42U

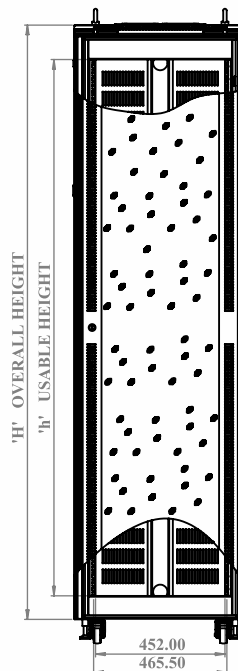
PRODUCT DETAILS



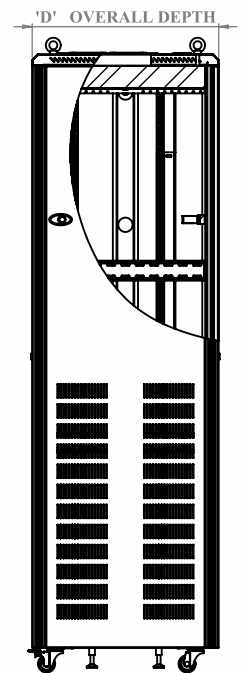
- 1 Top End Frame
- 2 Bottom End Frame
- 3 Vertical
- 4 Bottom Panel - Vented
- 5 Top Panel – Vented & provision for fan
- 6 C Channel
- 7 L Angle
- 8 Front Glass Door
- 9 Rear Perforated Door
- 10 Horizontally Split Side panel Vented
- 11 Fan Trays
- 12 Gland Plates
- 13 Slam Latches
- 14 CAM Lock
- 15 Casters
- 16 Levelers
- 17 Lifting Bolts
- 18 Reducer Channel
- 19 Loops
- 20 Window Mold



TOP VIEW



FRONT VIEW



SIDE VIEW - RHS

Product Features

- ◆ Conforms to DIN 41494 OR equivalent ISO Standards.
- ◆ Modular construction ready to assemble kits.
- ◆ Aluminum extrusion for better and higher load capacity.
- ◆ Four numbers adjustable, 19" vertical with punched 10mm. square hole and universal 12.7mm - 15.875mm - 18.875mm. Alternative hole pattern offers greater mounting flexibility, maximizes usable mounting space.
- ◆ Printed "U" positions.
- ◆ State-of-the-art manufacturing methods provide the best product quality and fasters delivery in the industry
- ◆ Powder coated finish with Seven tank pre-treatment process meeting all industry standards.
- ◆ Grounding and Bonding options.
- ◆ 100% assured compatibility with all equipment confirming to DIN 41494 (General industrial standard for equipment)

Optional Accessories:

- ◆ Front Doors of Toughened Glass/ Perforated
- ◆ Rear Steel Doors venting options / Hexagonal Perforated
- ◆ Stationary and Sliding Shelves
- ◆ Cantilever Shelves
- ◆ Equipment Support Angles
- ◆ Cooling Fans
- ◆ Cable Management Accessories
- ◆ AC Mains Channels
- ◆ Earth Continuity Kit
- ◆ Casters with foot-operated brakes
- ◆ Captive Mounting Hardware
- ◆ Fire Alarm Unit
- ◆ Fan tray with Electronic Controller
- ◆ Digital Locks
- ◆ Temperature Indicator

Technical Data

RACK STANDARD	Conforms to DIN 41494 or equivalent standard
CONSTRUCTION	Fully knockdown
BASIC FRAME	Aluminum profile with steel end frame assembly top and bottom
FRONT DOOR	Lockable toughened Glass / perforate
REAR DOOR	Lockable vented / perforated single / dual with 63% perforation.
SIDE PANEL	Vented with slam latches and lock provision.
EQUIPMENT MOUNTING	DIN Standard 10mm. Square slots
19" MOUNTING ANGLE	Formed steel 2mm thick fully accessible
STANDARD FINISH	Powder Coating
STANDARD COLOR	RAL 7037 (Dark Grey) for the frame and RAL 7035 (Light Grey) for doors and panels or RAL 9005 Black
TOP AND BOTTOM	With necessary ventilation and Cable entry cut-outs
STANDARD MOUNTING OPTION	Castor wheels (2 wheels with brake and rear without brake) with levelers / Base frame
STATIC LOAD	750 kgs with castors, 1200 kgs with base frame/plinth. (Recommended to distribute the load along with U space in the rack)

Product Codes and Dimensions

PART CODE	Total Height in MM (H)	Usable Height in U (H)	Total Width in MM (W)	Usable Width in Inches (W)	Total Depth in MM (D)	Usable Depth in MM (D)
MRS-CY-6010-42U	2150	42U	600	19"	1000	920

1U = 44.45 mm / 1.75 Inch

Note:

1. Other models can be manufactured on request.
2. It is recommended to distribute the load along with "U" space in the rack.
3. All dimensions are in mm.



MODULAR RACK SYSTEMS PVT. LTD.

No. 189 & 190, Nadikerappa Industrial Estate, Hegganahalli, Vishwanedam Post, Bangalore-560 091 INDIA • Tel: +91 80 28365042 • Fax: +91 80 28367881
Mobile: +91 9108220086 • Email: admin@mrsrack.com



Innovations Customized

FLOOR MOUNT

**CY
ENCLOSURES**





CERTIFIED

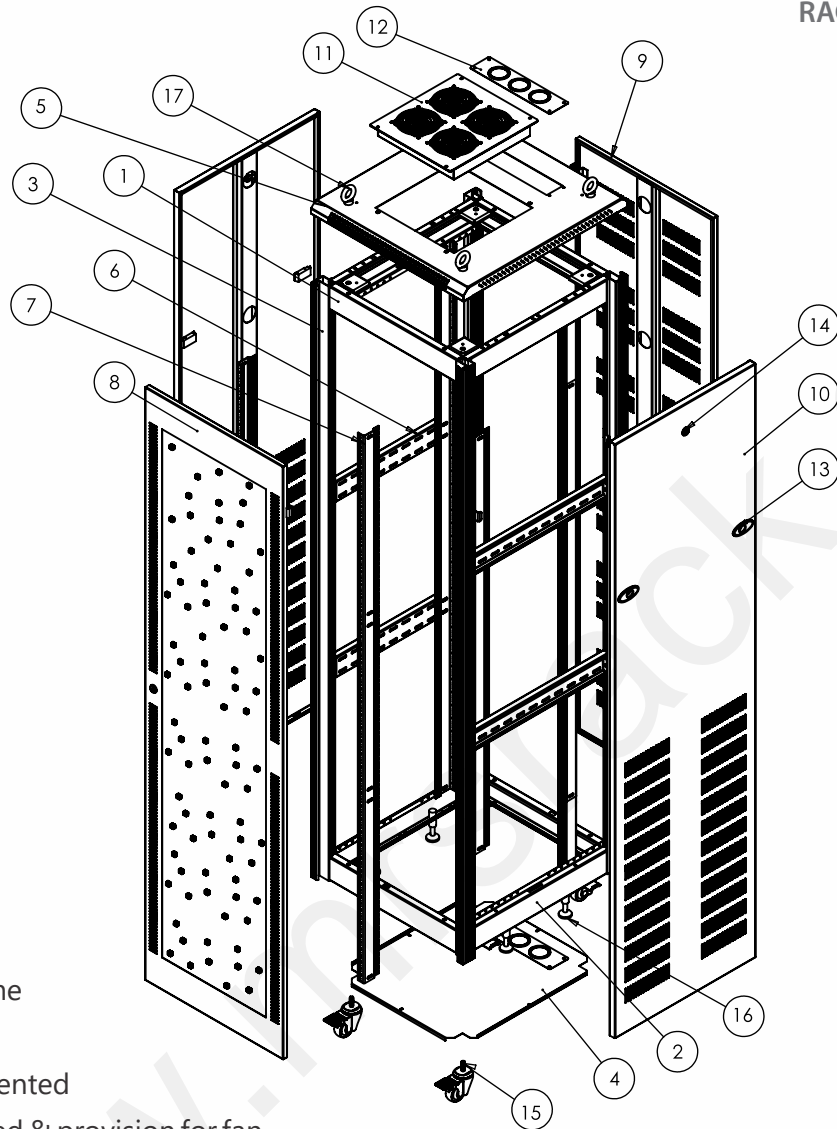
MRS floor mount CY racks are specially designed for Server / Networking / Audio-Video / Data Centre and Lab applications.

MRS floor mount CY racks are made of heavy-duty aluminum vertical profiles and with cold-rolled steel sheet and preceded with CNC. Punching, forming, welding, and powder coated to meet Industrial, ISO 9001-2015 and 14001-2015 standards. All product manufactured by MRS conforms to or exceeds UL standards and relevant international requirements and tests.

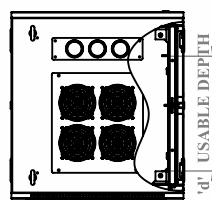
MRS floor mount CY racks are in knockdown construction with 4 pillars Aluminum extrusion profile with top and bottom steel end frame supported by 6 nos. of depth members for extra rigidity.

MRS floor mount CY racks are having a ventilated top and bottom cover with cut-out for cable access, provision for fans, and fan tray mounting. Front single or dual doors glass/Vented/Plain/Perforated (Flat/Convex) with single or 3 point locks, Rear single/dual door with vented/perforated/plain with single or 3 point locks. Side panels partially vented/plain and for 1000 - 1200 mm. deep rack will be configured with dual side panels. Racks with 4 nos. of heavy-duty caster wheels (2 with brake and 2 nos. without brake) along with adjustable legs/plinth.

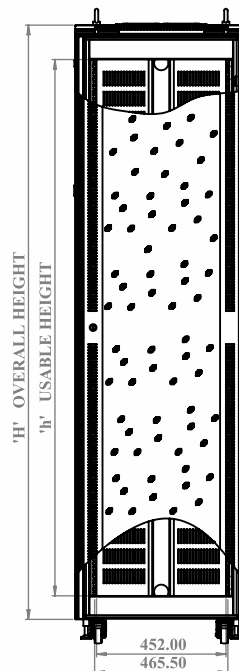
Available in 17U~47U variants with 600 & 800mm width configuration and 600, 800, 1000 & 1200mm. Depth configurations.



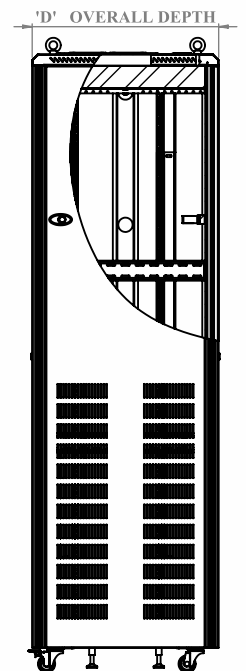
- 1 Top End Frame
- 2 Bottom End Frame
- 3 Vertical
- 4 Bottom Panel - Vented
- 5 Top Panel – Vented & provision for fan
- 6 C Channel
- 7 L Angle
- 8 Front Glass Door
- 9 Rear Perforated Door
- 10 Horizontally Split Side panel Vented
- 11 Fan Trays
- 12 Gland Plates
- 13 Slam Latches
- 14 CAM Lock
- 15 Casters
- 16 Levelers
- 17 Lifting Bolts
- 18 Reducer Channel
- 19 Loops
- 20 Window Mold



TOP VIEW



FRONT VIEW



SIDE VIEW - RHS

Product Features

- ◆ Conforms to DIN 41494 OR equivalent ISO Standards.
- ◆ Modular construction ready to assemble kits.
- ◆ Aluminum extrusion for better and higher load capacity.
- ◆ Four numbers adjustable, 19" vertical with punched 10mm. square hole and universal 12.7mm - 15.875mm - 18.875mm. Alternative hole pattern offers greater mounting flexibility, maximizes usable mounting space.
- ◆ Printed "U" positions.
- ◆ State-of-the-art manufacturing methods provide the best product quality and faster delivery in the industry
- ◆ Powder coated finish with Seven tank pre-treatment process meeting all industry standards.
- ◆ Grounding and Bonding options.
- ◆ 100% assured compatibility with all equipment confirming to DIN 41494 (General industrial standard for equipment)

Optional Accessories:

- ◆ Front Doors of Toughened Glass/ Perforated
- ◆ Rear Steel Doors venting options / Hexagonal Perforated
- ◆ Stationary and Sliding Shelves
- ◆ Cantilever Shelves
- ◆ Equipment Support Angles
- ◆ Cooling Fans
- ◆ Cable Management Accessories
- ◆ AC Mains Channels
- ◆ Earth Continuity Kit
- ◆ Casters with foot-operated brakes
- ◆ Captive Mounting Hardware
- ◆ Fire Alarm Unit
- ◆ Fan tray with Electronic Controller
- ◆ Digital Locks
- ◆ Temperature Indicator

Technical Data

RACK STANDARD	Conforms to DIN 41494 or equivalent standard
CONSTRUCTION	Fully knockdown
BASIC FRAME	Aluminum profile with steel end frame assembly top and bottom
FRONT DOOR	Lockable toughened Glass / perforate
REAR DOOR	Lockable vented / perforated single / dual with 63% perforation.
SIDE PANEL	Vented with slam latches and lock provision.
EQUIPMENT MOUNTING	DIN Standard 10mm. Square slots
19" MOUNTING ANGLE	Formed steel 2mm thick fully accessible
STANDARD FINISH	Powder Coating
STANDARD COLOR	RAL 7037 (Dark Grey) for the frame and RAL 7035 (Light Grey) for doors and panels or RAL 9005 Black
TOP AND BOTTOM	With necessary ventilation and Cable entry cut-outs
STANDARD MOUNTING OPTION	Castor wheels (2 wheels with brake and rear without brake) with levelers / Base frame
STATIC LOAD	750 kgs with castors, 1200 kgs with base frame/plinth. (Recommended to distribute the load along with U space in the rack)

Product Codes and Dimensions

PART CODE	Total Height in MM (H)	Usable Height in U (H)	Total Width in MM (W)	Usable Width in Inches (W)	Total Depth in MM (D)	Usable Depth in MM (D)
MRS-CY-6012-42U	2150	42U	600	19"	1200	1120

1U = 44.45 mm / 1.75 Inch

Note:

1. Other models can be manufactured on request.
2. It is recommended to distribute the load along with "U" space in the rack.
3. All dimensions are in mm.



MODULAR RACK SYSTEMS PVT. LTD.

No. 189 & 190, Nadikerappa Industrial Estate, Hegganahalli, Vishwanedam Post, Bangalore-560 091 INDIA • Tel: +91 80 28365042 • Fax: +91 80 28367881
Mobile: +91 9108220086 • Email: admin@mrsrack.com



Innovations Customized

FLOOR MOUNT

**CY
ENCLOSURES**





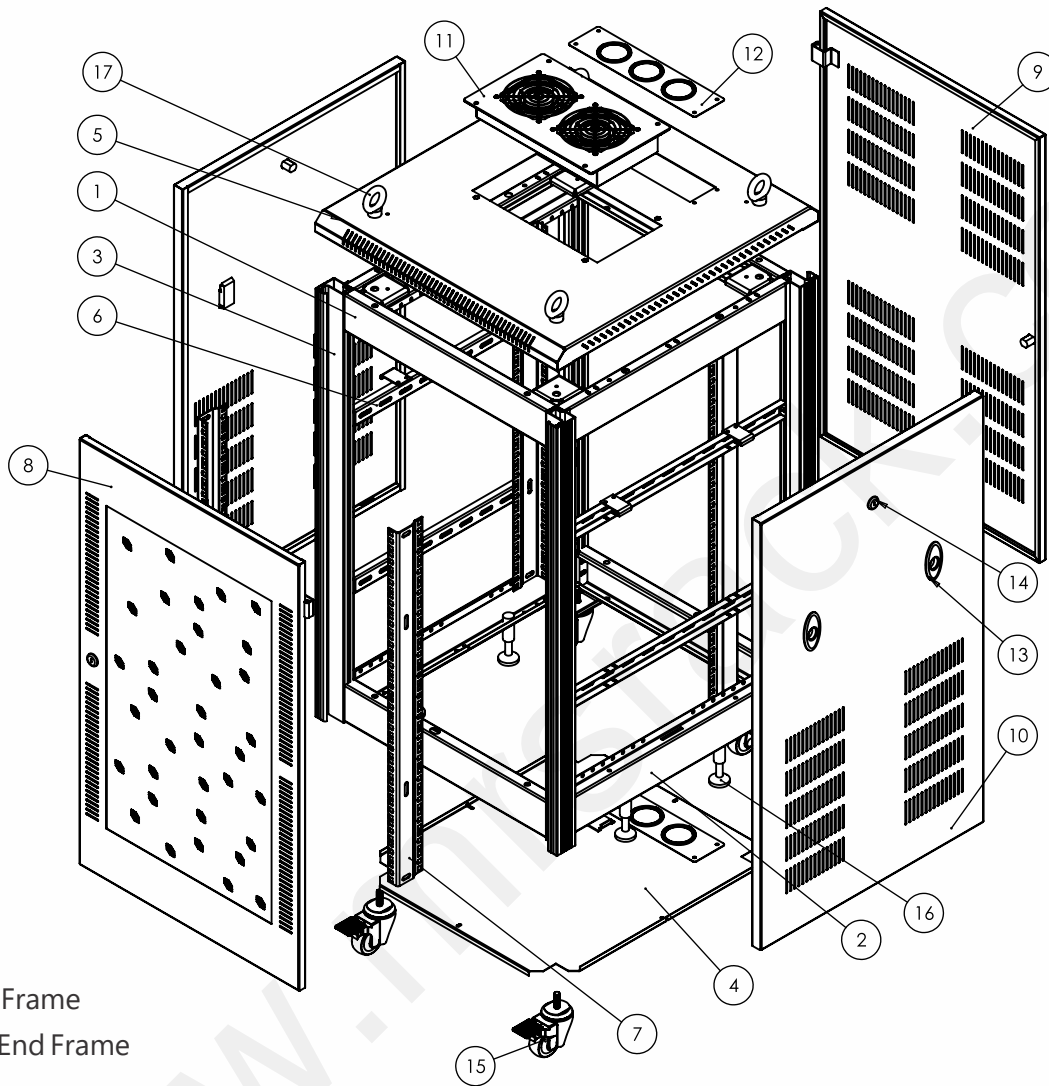
MRS floor mount CY racks are specially designed for Server / Networking / Audio-Video / Data Centre and Lab applications.

MRS floor mount CY racks are made of heavy-duty aluminum vertical profiles and with cold-rolled steel sheet and preceded with CNC. Punching, forming, welding, and powder coated to meet Industrial, ISO 9001-2015 and 14001-2015 standards. All product manufactured by MRS conforms to or exceeds UL standards and relevant international requirements and tests.

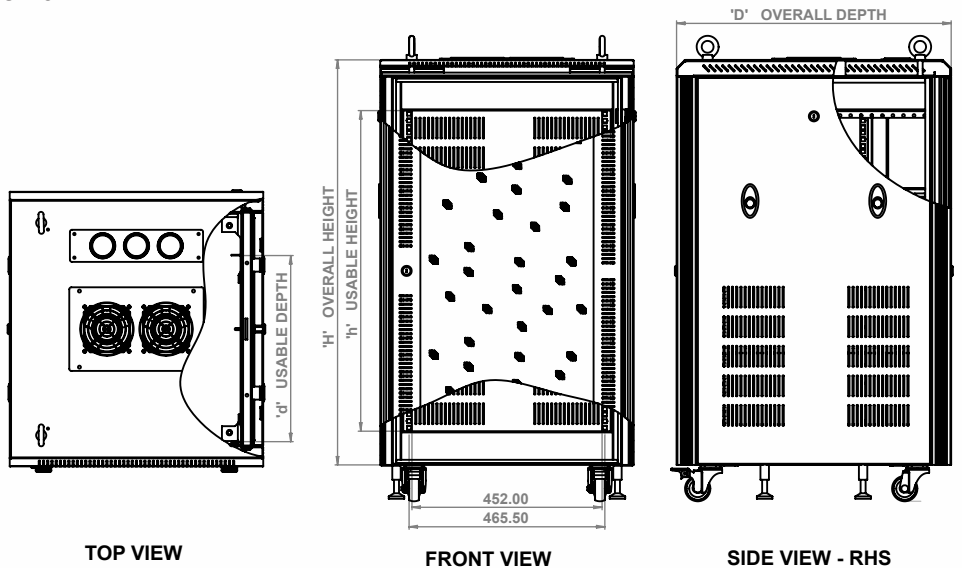
MRS floor mount CY racks are in knockdown construction with 4 pillars Aluminum extrusion profile with top and bottom steel end frame supported by 6 nos. of depth members for extra rigidity.

MRS floor mount CY racks are having a ventilated top and bottom cover with cut-out for cable access, provision for fans, and fan tray mounting. Front single or dual doors glass/Vented/Plain/Perforated (Flat/Convex) with single or 3 point locks, Rear single/dual door with vented/perforated/plain with single or 3 point locks. Side panels partially vented/plain and for 1000 - 1200 mm. deep rack will be configured with dual side panels. Racks with 4 nos. of heavy-duty caster wheels (2 with brake and 2 nos. without brake) along with adjustable legs/plinth.

Available in 17U~47U variants with 600 & 800mm width configuration and 600, 800, 1000 & 1200mm. Depth configurations.



- 1 Top End Frame
- 2 Bottom End Frame
- 3 Vertical
- 4 Bottom Panel - Vented
- 5 Top Panel – Vented & provision for fan
- 6 C Channel
- 7 L Angle
- 8 Front Glass Door
- 9 Rear Vented Door
- 10 Side panel - Vented
- 11 Fan Trays
- 12 Gland Plates
- 13 Slam Latches
- 14 CAM Lock
- 15 Casters
- 16 Levelers
- 17 Lifting Bolts



Product Features

- ◆ Conforms to DIN 41494 OR equivalent ISO Standards.
- ◆ Modular construction ready to assemble kits.
- ◆ Aluminum extrusion for better and higher load capacity.
- ◆ Four numbers adjustable, 19" vertical with punched 10mm. square hole and universal 12.7mm - 15.875mm - 18.875mm. Alternative hole pattern offers greater mounting flexibility, maximizes usable mounting space.
- ◆ Printed "U" positions.
- ◆ State-of-the-art manufacturing methods provide the best product quality and faster delivery in the industry
- ◆ Powder coated finish with Seven tank pre-treatment process meeting all industry standards.
- ◆ Grounding and Bonding options.
- ◆ 100% assured compatibility with all equipment confirming to DIN 41494 (General industrial standard for equipment)

Optional Accessories:

- ◆ Front Doors of Toughened Glass/ Perforated
- ◆ Rear Steel Doors venting options / Hexagonal Perforated
- ◆ Stationary and Sliding Shelves
- ◆ Cantilever Shelves
- ◆ Equipment Support Angles
- ◆ Cooling Fans
- ◆ Cable Management Accessories
- ◆ AC Mains Channels
- ◆ Earth Continuity Kit
- ◆ Casters with foot-operated brakes
- ◆ Captive Mounting Hardware
- ◆ Fire Alarm Unit
- ◆ Fan tray with Electronic Controller
- ◆ Digital Locks
- ◆ Temperature Indicator

Technical Data

RACK STANDARD	Conforms to DIN 41494 or equivalent standard
CONSTRUCTION	Fully knockdown
BASIC FRAME	Aluminum profile with steel end frame assembly top and bottom
FRONT DOOR	Lockable toughened Glass / perforate
REAR DOOR	Lockable vented / perforated single / dual with 63% perforation.
SIDE PANEL	Vented with slam latches and lock provision.
EQUIPMENT MOUNTING	DIN Standard 10mm. Square slots
19" MOUNTING ANGLE	Formed steel 2mm thick fully accessible
STANDARD FINISH	Powder Coating
STANDARD COLOR	RAL 7037 (Dark Grey) for the frame and RAL 7035 (Light Grey) for doors and panels or RAL 9005 Black
TOP AND BOTTOM	With necessary ventilation and Cable entry cut-outs
STANDARD MOUNTING OPTION	Castor wheels (2 wheels with brake and rear without brake) with levelers / Base frame
STATIC LOAD	200 kgs with castors/wheels and plinth (Recommended to distribute the load along with U space in the rack)

Product Codes and Dimensions

PART CODE	Total Height in MM (H)	Usable Height in U (H)	Total Width in MM (W)	Usable Width in Inches (W)	Total Depth in MM (D)	Usable Depth in MM (D)
MRS-CY-6065-17U	1039	17U	600	19"	650	570

1U = 44.45 mm / 1.75 Inch

Note:

1. Other models can be manufactured on request.
2. It is recommended to distribute the load along with "U" space in the rack.
3. All dimensions are in mm.



MODULAR RACK SYSTEMS PVT. LTD.

No. 189 & 190, Nadikerappa Industrial Estate, Hegganahalli, Vishwanedam Post, Bangalore-560 091 INDIA • Tel: +91 80 28365042 • Fax: +91 80 28367881
Mobile: +91 9108220086 • Email: admin@mrsrack.com



Innovations Customized

FLOOR MOUNT

**CY
ENCLOSURES**





CERTIFIED

MRS floor mount CY racks are specially designed for Server / Networking / Audio-Video / Data Centre and Lab applications.

MRS floor mount CY racks are made of heavy-duty aluminum vertical profiles and with cold-rolled steel sheet and preceded with CNC. Punching, forming, welding, and powder coated to meet Industrial, ISO 9001-2015 and 14001-2015 standards. All product manufactured by MRS conforms to or exceeds UL standards and relevant international requirements and tests.

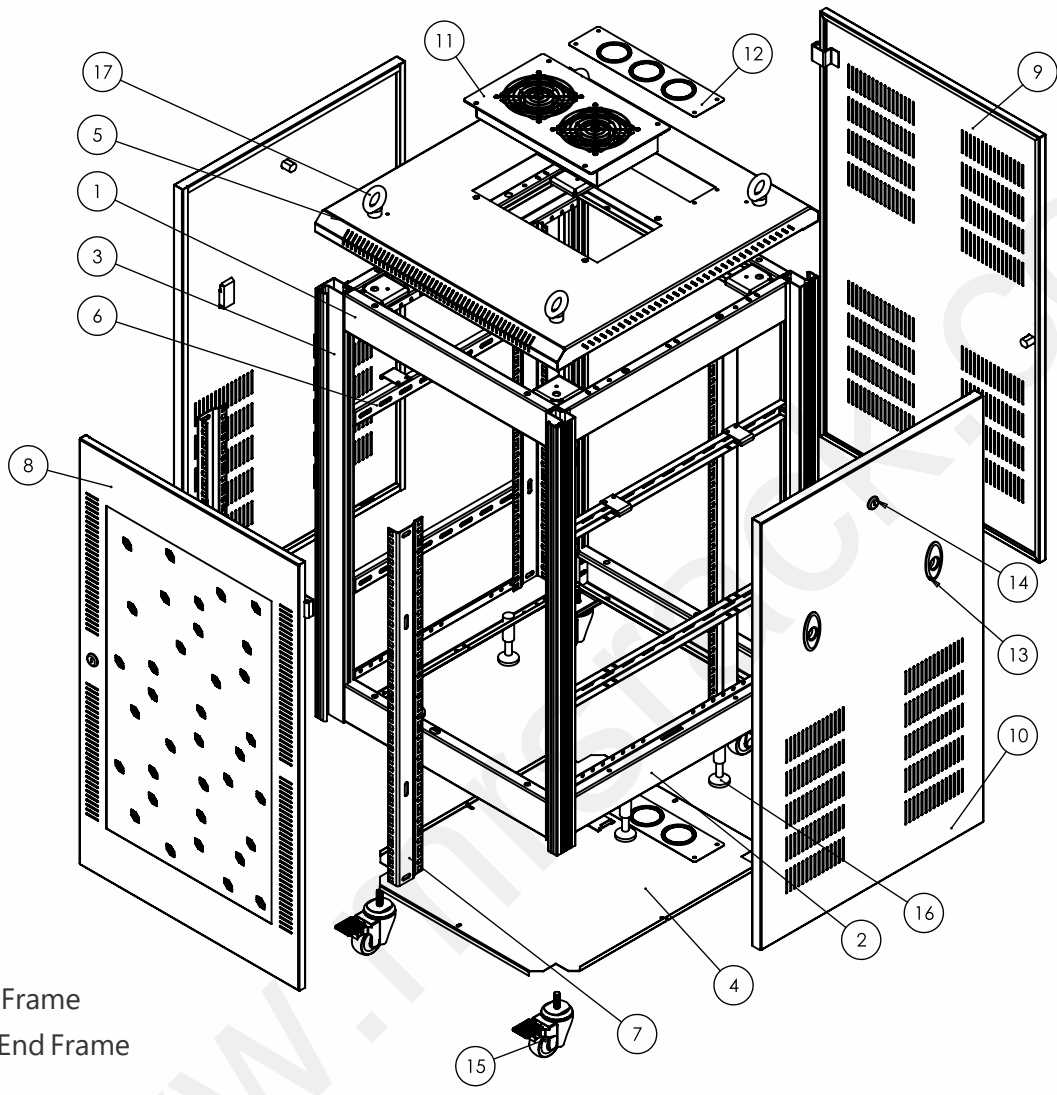
MRS floor mount CY racks are in knockdown construction with 4 pillars Aluminum extrusion profile with top and bottom steel end frame supported by 6 nos. of depth members for extra rigidity.

MRS floor mount CY racks are having a ventilated top and bottom cover with cut-out for cable access, provision for fans, and fan tray mounting. Front single or dual doors glass/Vented/Plain/Perforated (Flat/Convex) with single or 3 point locks, Rear single/dual door with vented/perforated/plain with single or 3 point locks. Side panels partially vented/plain and for 1000 - 1200 mm. deep rack will be configured with dual side panels. Racks with 4 nos. of heavy-duty caster wheels (2 with brake and 2 nos. without brake) along with adjustable legs/plinth.

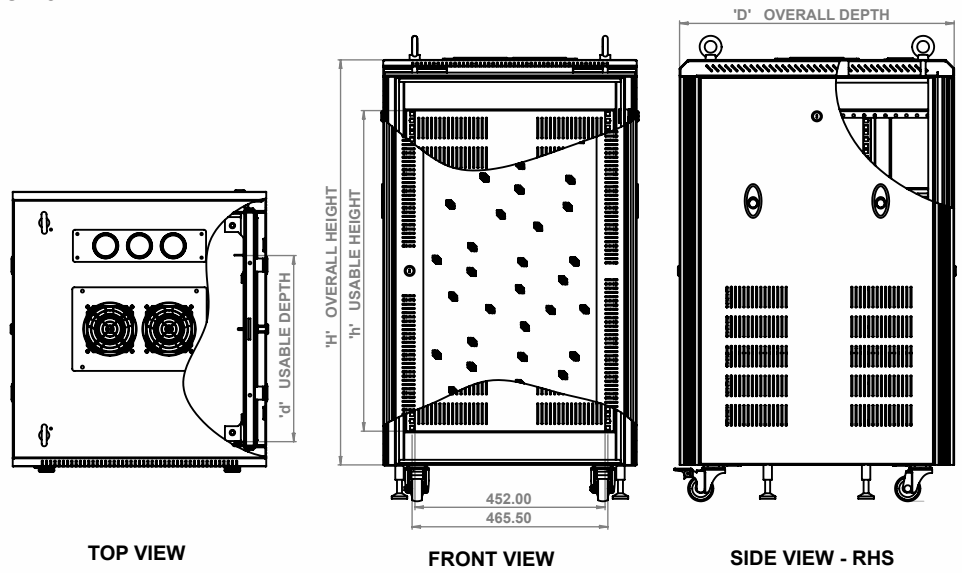
Available in 17U~47U variants with 600 & 800mm width configuration and 600, 800, 1000 & 1200mm. Depth configurations.

Floor Mount CY Enclosures - MRS-CY-6065-22U

PRODUCT DETAILS



- 1 Top End Frame
- 2 Bottom End Frame
- 3 Vertical
- 4 Bottom Panel - Vented
- 5 Top Panel – Vented & provision for fan
- 6 C Channel
- 7 L Angle
- 8 Front Glass Door
- 9 Rear Vented Door
- 10 Side panel - Vented
- 11 Fan Trays
- 12 Gland Plates
- 13 Slam Latches
- 14 CAM Lock
- 15 Casters
- 16 Levelers
- 17 Lifting Bolts



Product Features

- ◆ Conforms to DIN 41494 OR equivalent ISO Standards.
- ◆ Modular construction ready to assemble kits.
- ◆ Aluminum extrusion for better and higher load capacity.
- ◆ Four numbers adjustable, 19" vertical with punched 10mm. square hole and universal 12.7mm - 15.875mm - 18.875mm. Alternative hole pattern offers greater mounting flexibility, maximizes usable mounting space.
- ◆ Printed "U" positions.
- ◆ State-of-the-art manufacturing methods provide the best product quality and faster delivery in the industry
- ◆ Powder coated finish with Seven tank pre-treatment process meeting all industry standards.
- ◆ Grounding and Bonding options.
- ◆ 100% assured compatibility with all equipment confirming to DIN 41494 (General industrial standard for equipment)

Optional Accessories:

- ◆ Front Doors of Toughened Glass/ Perforated
- ◆ Rear Steel Doors venting options / Hexagonal Perforated
- ◆ Stationary and Sliding Shelves
- ◆ Cantilever Shelves
- ◆ Equipment Support Angles
- ◆ Cooling Fans
- ◆ Cable Management Accessories
- ◆ AC Mains Channels
- ◆ Earth Continuity Kit
- ◆ Casters with foot-operated brakes
- ◆ Captive Mounting Hardware
- ◆ Fire Alarm Unit
- ◆ Fan tray with Electronic Controller
- ◆ Digital Locks
- ◆ Temperature Indicator

Technical Data

RACK STANDARD	Conforms to DIN 41494 or equivalent standard
CONSTRUCTION	Fully knockdown
BASIC FRAME	Aluminum profile with steel end frame assembly top and bottom
FRONT DOOR	Lockable toughened Glass / perforate
REAR DOOR	Lockable vented / perforated single / dual with 63% perforation.
SIDE PANEL	Vented with slam latches and lock provision.
EQUIPMENT MOUNTING	DIN Standard 10mm. Square slots
19" MOUNTING ANGLE	Formed steel 2mm thick fully accessible
STANDARD FINISH	Powder Coating
STANDARD COLOR	RAL 7037 (Dark Grey) for the frame and RAL 7035 (Light Grey) for doors and panels or RAL 9005 Black
TOP AND BOTTOM	With necessary ventilation and Cable entry cut-outs
STANDARD MOUNTING OPTION	Castor wheels (2 wheels with brake and rear without brake) with levelers / Base frame
STATIC LOAD	300 kgs with castors/wheels and plinth (Recommended to distribute the load along with U space in the rack)

Product Codes and Dimensions

PART CODE	Total Height in MM (H)	Usable Height in U (H)	Total Width in MM (W)	Usable Width in Inches (W)	Total Depth in MM (D)	Usable Depth in MM (D)
MRS-CY-6065-22U	1260	22U	600	19"	650	570

1U = 44.45 mm / 1.75 Inch

Note:

1. Other models can be manufactured on request.
2. It is recommended to distribute the load along with "U" space in the rack.
3. All dimensions are in mm.



MODULAR RACK SYSTEMS PVT. LTD.

No. 189 & 190, Nadikerappa Industrial Estate, Hegganahalli, Vishwanedam Post, Bangalore-560 091 INDIA • Tel: +91 80 28365042 • Fax: +91 80 28367881
Mobile: +91 9108220086 • Email: admin@mrsrack.com



Innovations Customized

FLOOR MOUNT

**CY
ENCLOSURES**





CERTIFIED

MRS floor mount CY racks are specially designed for Server / Networking / Audio-Video / Data Centre and Lab applications.

MRS floor mount CY racks are made of heavy-duty aluminum vertical profiles and with cold-rolled steel sheet and preceded with CNC. Punching, forming, welding, and powder coated to meet Industrial, ISO 9001-2015 and 14001-2015 standards. All product manufactured by MRS conforms to or exceeds UL standards and relevant international requirements and tests.

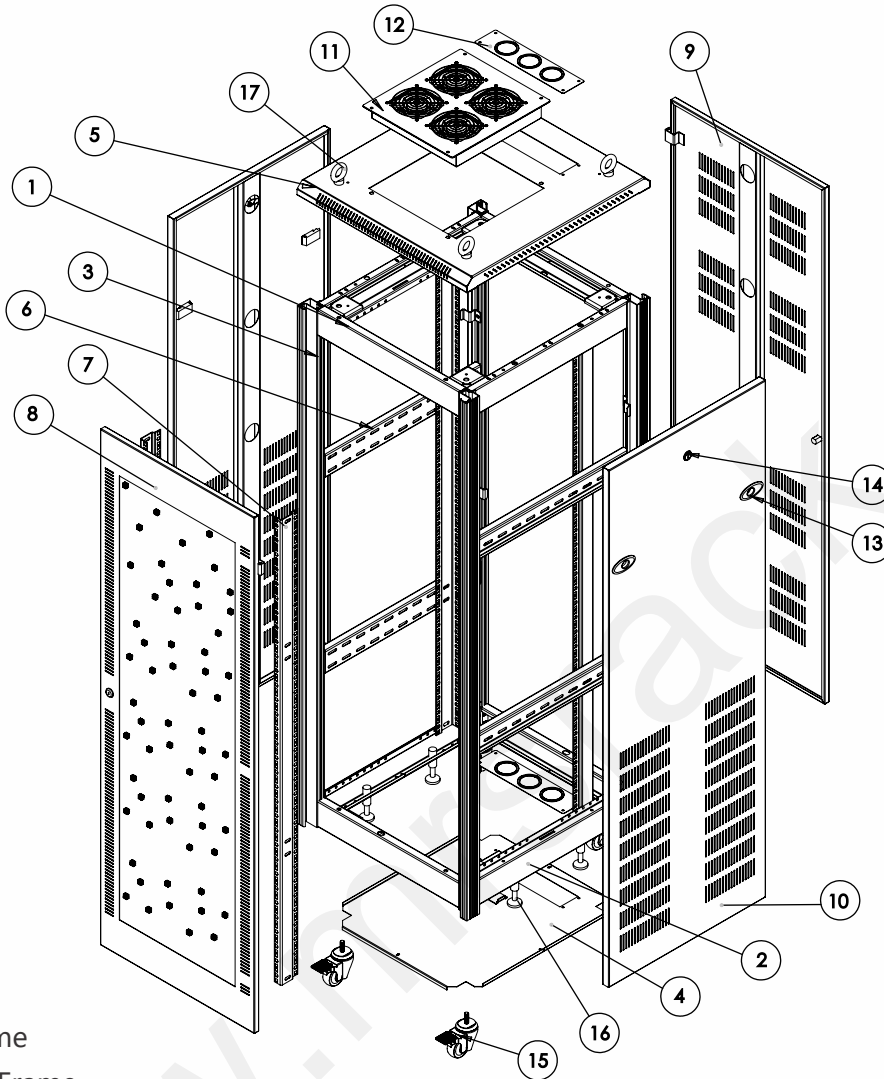
MRS floor mount CY racks are in knockdown construction with 4 pillars Aluminum extrusion profile with top and bottom steel end frame supported by 6 nos. of depth members for extra rigidity.

MRS floor mount CY racks are having a ventilated top and bottom cover with cut-out for cable access, provision for fans, and fan tray mounting. Front single or dual doors glass/Vented/Plain/Perforated (Flat/Convex) with single or 3 point locks, Rear single/dual door with vented/perforated/plain with single or 3 point locks. Side panels partially vented/plain and for 1000 - 1200 mm. deep rack will be configured with dual side panels. Racks with 4 nos. of heavy-duty caster wheels (2 with brake and 2 nos. without brake) along with adjustable legs/plinth.

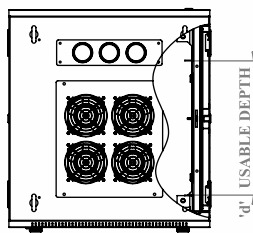
Available in 17U~47U variants with 600 & 800mm width configuration and 600, 800, 1000 & 1200mm. Depth configurations.

Floor Mount CY Enclosures - MRS-CY-6065-27U

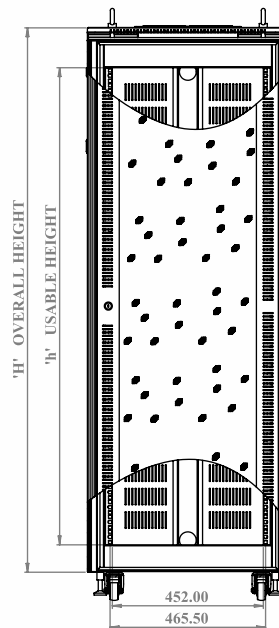
PRODUCT DETAILS



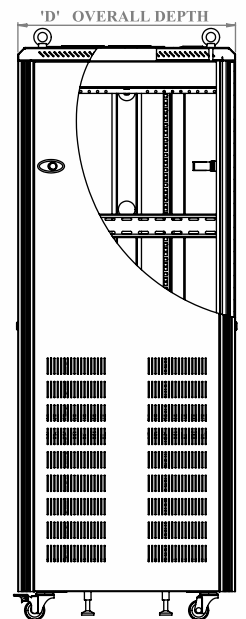
- 1 Top End Frame
- 2 Bottom End Frame
- 3 Vertical
- 4 Bottom Panel - Vented
- 5 Top Panel – Vented & provision for fan
- 6 C Channel
- 7 L Angle
- 8 Front Glass Door
- 9 Rear Vented Dual Door
- 10 Side panel - Vented
- 11 Fan Trays
- 12 Gland Plates
- 13 Slam Latches
- 14 CAM Lock
- 15 Casters
- 16 Levelers
- 17 Lifting Bolts



TOP VIEW



FRONT VIEW



SIDE VIEW - RHS

Product Features

- ◆ Conforms to DIN 41494 OR equivalent ISO Standards.
- ◆ Modular construction ready to assemble kits.
- ◆ Aluminum extrusion for better and higher load capacity.
- ◆ Four numbers adjustable, 19" vertical with punched 10mm. square hole and universal 12.7mm - 15.875mm - 18.875mm. Alternative hole pattern offers greater mounting flexibility, maximizes usable mounting space.
- ◆ Printed "U" positions.
- ◆ State-of-the-art manufacturing methods provide the best product quality and faster delivery in the industry
- ◆ Powder coated finish with Seven tank pre-treatment process meeting all industry standards.
- ◆ Grounding and Bonding options.
- ◆ 100% assured compatibility with all equipment confirming to DIN 41494 (General industrial standard for equipment)

Optional Accessories:

- ◆ Front Doors of Toughened Glass/ Perforated
- ◆ Rear Steel Doors venting options / Hexagonal Perforated
- ◆ Stationary and Sliding Shelves
- ◆ Cantilever Shelves
- ◆ Equipment Support Angles
- ◆ Cooling Fans
- ◆ Cable Management Accessories
- ◆ AC Mains Channels
- ◆ Earth Continuity Kit
- ◆ Casters with foot-operated brakes
- ◆ Captive Mounting Hardware
- ◆ Fire Alarm Unit
- ◆ Fan tray with Electronic Controller
- ◆ Digital Locks
- ◆ Temperature Indicator

Technical Data

RACK STANDARD	Conforms to DIN 41494 or equivalent standard
CONSTRUCTION	Fully knockdown
BASIC FRAME	Aluminum profile with steel end frame assembly top and bottom
FRONT DOOR	Lockable toughened Glass / perforate
REAR DOOR	Lockable vented / perforated single / dual with 63% perforation.
SIDE PANEL	Vented with slam latches and lock provision.
EQUIPMENT MOUNTING	DIN Standard 10mm. Square slots
19" MOUNTING ANGLE	Formed steel 2mm thick fully accessible
STANDARD FINISH	Powder Coating
STANDARD COLOR	RAL 7037 (Dark Grey) for the frame and RAL 7035 (Light Grey) for doors and panels or RAL 9005 Black
TOP AND BOTTOM	With necessary ventilation and Cable entry cut-outs
STANDARD MOUNTING OPTION	Castor wheels (2 wheels with brake and rear without brake) with levelers / Base frame
STATIC LOAD	300 kgs with castors/wheels and plinth (Recommended to distribute the load along with U space in the rack)

Product Codes and Dimensions

PART CODE	Total Height in MM (H)	Usable Height in U (H)	Total Width in MM (W)	Usable Width in Inches (W)	Total Depth in MM (D)	Usable Depth in MM (D)
MRS-CY-6065-27U	1483	27U	600	19"	650	570

1U = 44.45 mm / 1.75 Inch

Note:

1. Other models can be manufactured on request.
2. It is recommended to distribute the load along with "U" space in the rack.
3. All dimensions are in mm.



MODULAR RACK SYSTEMS PVT. LTD.

No. 189 & 190, Nadikerappa Industrial Estate, Hegganahalli, Vishwanedam Post, Bangalore-560 091 INDIA • Tel: +91 80 28365042 • Fax: +91 80 28367881
Mobile: +91 9108220086 • Email: admin@mrsrack.com



Innovations Customized

FLOOR MOUNT

**CY
ENCLOSURES**





MRS floor mount CY racks are specially designed for Server / Networking / Audio-Video / Data Centre and Lab applications.

MRS floor mount CY racks are made of heavy-duty aluminum vertical profiles and with cold-rolled steel sheet and preceded with CNC. Punching, forming, welding, and powder coated to meet Industrial, ISO 9001-2015 and 14001-2015 standards. All product manufactured by MRS conforms to or exceeds UL standards and relevant international requirements and tests.

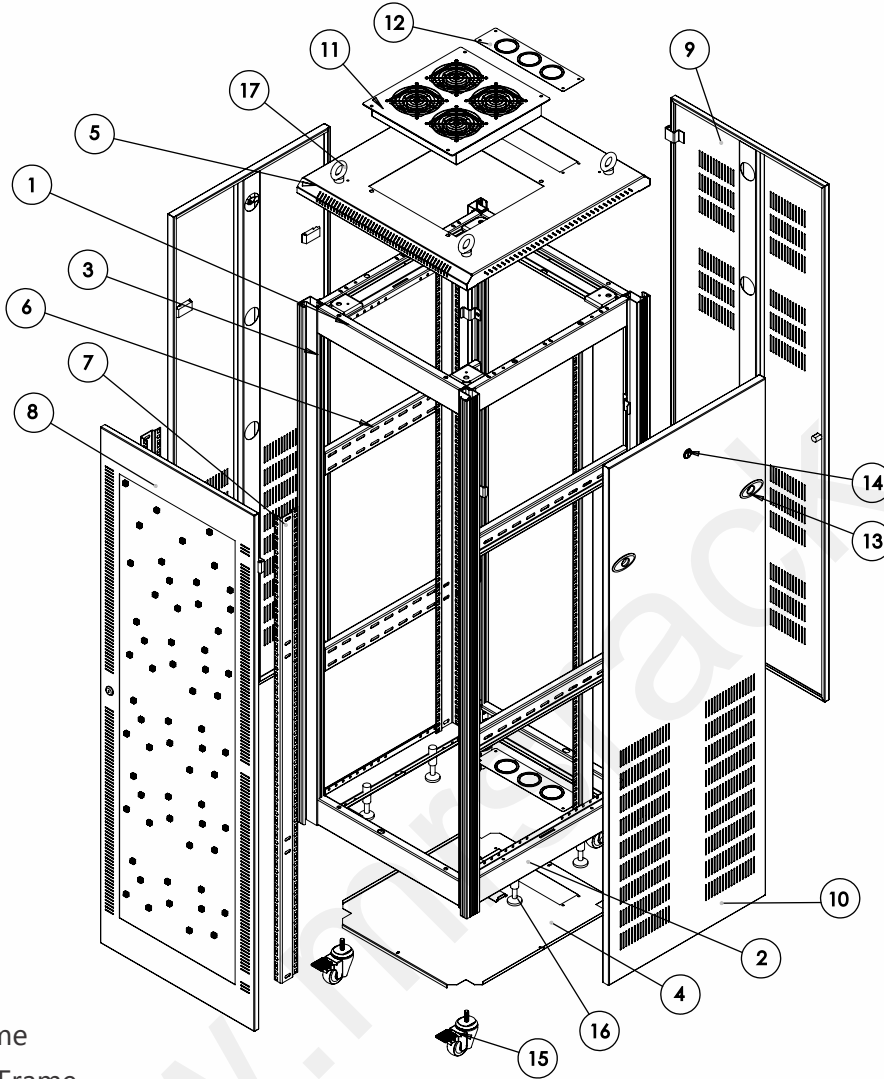
MRS floor mount CY racks are in knockdown construction with 4 pillars Aluminum extrusion profile with top and bottom steel end frame supported by 6 nos. of depth members for extra rigidity.

MRS floor mount CY racks are having a ventilated top and bottom cover with cut-out for cable access, provision for fans, and fan tray mounting. Front single or dual doors glass/Vented/Plain/Perforated (Flat/Convex) with single or 3 point locks, Rear single/dual door with vented/perforated/plain with single or 3 point locks. Side panels partially vented/plain and for 1000 - 1200 mm. deep rack will be configured with dual side panels. Racks with 4 nos. of heavy-duty caster wheels (2 with brake and 2 nos. without brake) along with adjustable legs/plinth.

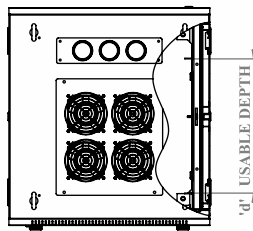
Available in 17U~47U variants with 600 & 800mm width configuration and 600, 800, 1000 & 1200mm. Depth configurations.

Floor Mount CY Enclosures - MRS-CY-6065-32U


PRODUCT DETAILS



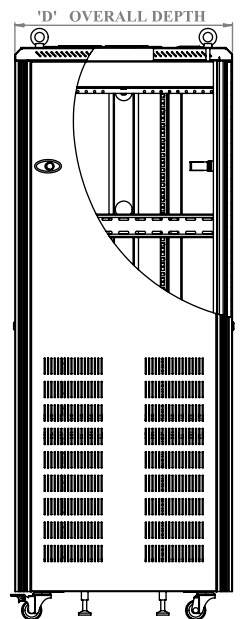
- 1 Top End Frame
- 2 Bottom End Frame
- 3 Vertical
- 4 Bottom Panel - Vented
- 5 Top Panel – Vented & provision for fan
- 6 C Channel
- 7 L Angle
- 8 Front Glass Door
- 9 Rear Vented Dual Door
- 10 Side panel - Vented
- 11 Fan Trays
- 12 Gland Plates
- 13 Slam Latches
- 14 CAM Lock
- 15 Casters
- 16 Levelers
- 17 Lifting Bolts



TOP VIEW



FRONT VIEW



SIDE VIEW - RHS

Product Features

- ◆ Conforms to DIN 41494 OR equivalent ISO Standards.
- ◆ Modular construction ready to assemble kits.
- ◆ Aluminum extrusion for better and higher load capacity.
- ◆ Four numbers adjustable, 19" vertical with punched 10mm. square hole and universal 12.7mm - 15.875mm - 18.875mm. Alternative hole pattern offers greater mounting flexibility, maximizes usable mounting space.
- ◆ Printed "U" positions.
- ◆ State-of-the-art manufacturing methods provide the best product quality and faster delivery in the industry
- ◆ Powder coated finish with Seven tank pre-treatment process meeting all industry standards.
- ◆ Grounding and Bonding options.
- ◆ 100% assured compatibility with all equipment conforming to DIN 41494 (General industrial standard for equipment)

Optional Accessories:

- ◆ Front Doors of Toughened Glass/ Perforated
- ◆ Rear Steel Doors venting options / Hexagonal Perforated
- ◆ Stationary and Sliding Shelves
- ◆ Cantilever Shelves
- ◆ Equipment Support Angles
- ◆ Cooling Fans
- ◆ Cable Management Accessories
- ◆ AC Mains Channels
- ◆ Earth Continuity Kit
- ◆ Casters with foot-operated brakes
- ◆ Captive Mounting Hardware
- ◆ Fire Alarm Unit
- ◆ Fan tray with Electronic Controller
- ◆ Digital Locks
- ◆ Temperature Indicator

Technical Data

RACK STANDARD	Conforms to DIN 41494 or equivalent standard
CONSTRUCTION	Fully knockdown
BASIC FRAME	Aluminum profile with steel end frame assembly top and bottom
FRONT DOOR	Lockable toughened Glass / perforate
REAR DOOR	Lockable vented / perforated single / dual with 63% perforation.
SIDE PANEL	Vented with slam latches and lock provision.
EQUIPMENT MOUNTING	DIN Standard 10mm. Square slots
19" MOUNTING ANGLE	Formed steel 2mm thick fully accessible
STANDARD FINISH	Powder Coating
STANDARD COLOR	RAL 7037 (Dark Grey) for the frame and RAL 7035 (Light Grey) for doors and panels or RAL 9005 Black
TOP AND BOTTOM	With necessary ventilation and Cable entry cut-outs
STANDARD MOUNTING OPTION	Castor wheels (2 wheels with brake and rear without brake) with levelers / Base frame
STATIC LOAD	300 kgs with castors/wheels and plinth (Recommended to distribute the load along with U space in the rack)

Product Codes and Dimensions

PART CODE	Total Height in MM (H)	Usable Height in U (H)	Total Width in MM (W)	Usable Width in Inches (W)	Total Depth in MM (D)	Usable Depth in MM (D)
MRS-CY-6065-32U	1705	32U	600	19"	650	570

1U = 44.45 mm / 1.75 Inch

Note:

1. Other models can be manufactured on request.
2. It is recommended to distribute the load along with "U" space in the rack.
3. All dimensions are in mm.



MODULAR RACK SYSTEMS PVT. LTD.

No. 189 & 190, Nadikerappa Industrial Estate, Hegganahalli, Vishwanedam Post, Bangalore-560 091 INDIA • Tel: +91 80 28365042 • Fax: +91 80 28367881
Mobile: +91 9108220086 • Email: admin@mrsrack.com



Innovations Customized

FLOOR MOUNT

**CY
ENCLOSURES**





CERTIFIED

MRS floor mount CY racks are specially designed for Server / Networking / Audio-Video / Data Centre and Lab applications.

MRS floor mount CY racks are made of heavy-duty aluminum vertical profiles and with cold-rolled steel sheet and preceded with CNC. Punching, forming, welding, and powder coated to meet Industrial, ISO 9001-2015 and 14001-2015 standards. All product manufactured by MRS conforms to or exceeds UL standards and relevant international requirements and tests.

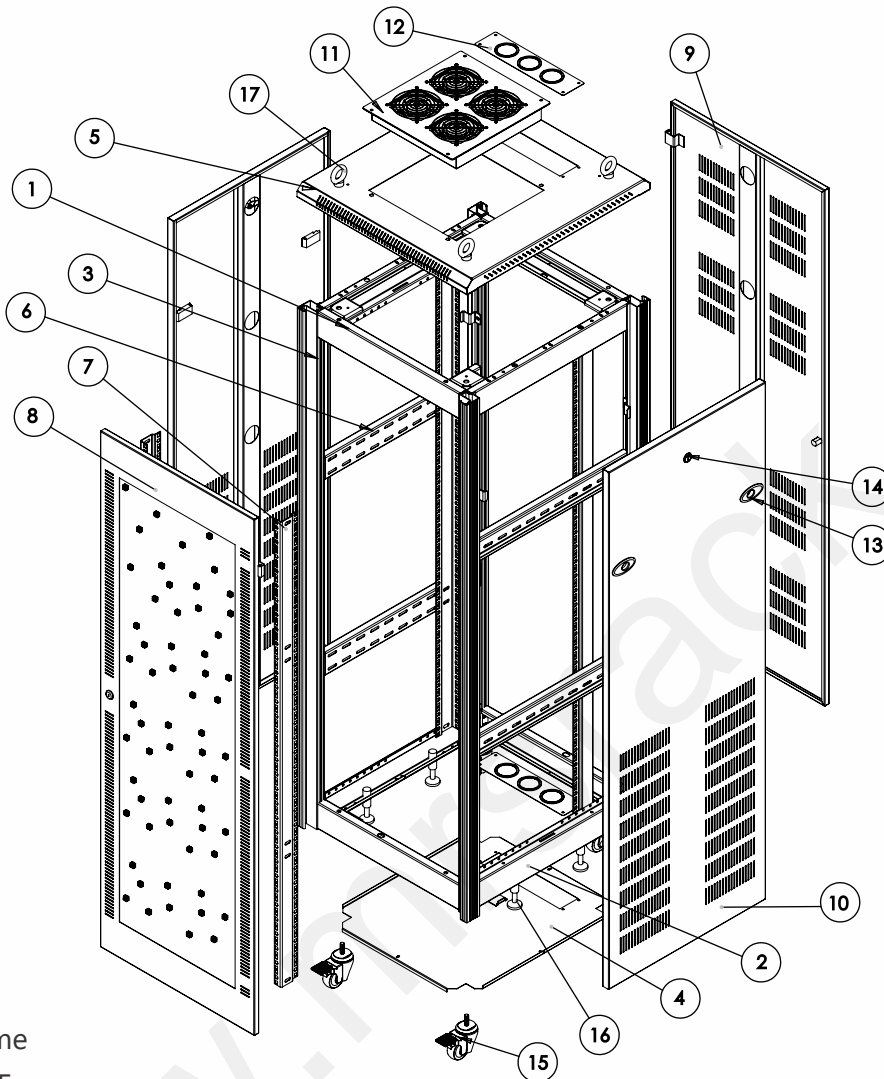
MRS floor mount CY racks are in knockdown construction with 4 pillars Aluminum extrusion profile with top and bottom steel end frame supported by 6 nos. of depth members for extra rigidity.

MRS floor mount CY racks are having a ventilated top and bottom cover with cut-out for cable access, provision for fans, and fan tray mounting. Front single or dual doors glass/Vented/Plain/Perforated (Flat/Convex) with single or 3 point locks, Rear single/dual door with vented/perforated/plain with single or 3 point locks. Side panels partially vented/plain and for 1000 - 1200 mm. deep rack will be configured with dual side panels. Racks with 4 nos. of heavy-duty caster wheels (2 with brake and 2 nos. without brake) along with adjustable legs/plinth.

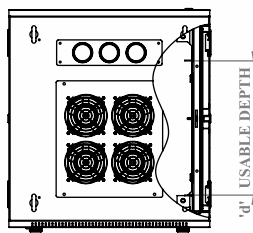
Available in 17U~47U variants with 600 & 800mm width configuration and 600, 800, 1000 & 1200mm. Depth configurations.

Floor Mount CY Enclosures - MRS-CY-6065-36U

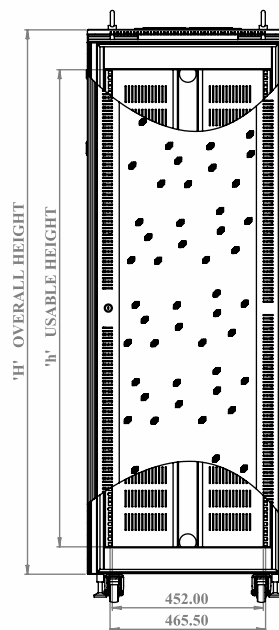
PRODUCT DETAILS



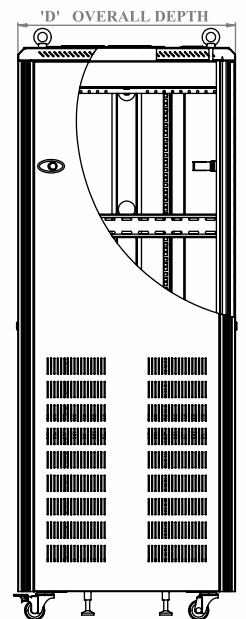
- 1 Top End Frame
- 2 Bottom End Frame
- 3 Vertical
- 4 Bottom Panel - Vented
- 5 Top Panel – Vented & provision for fan
- 6 C Channel
- 7 L Angle
- 8 Front Glass Door
- 9 Rear Vented Dual Door
- 10 Side panel - Vented
- 11 Fan Trays
- 12 Gland Plates
- 13 Slam Latches
- 14 CAM Lock
- 15 Casters
- 16 Levelers
- 17 Lifting Bolts



TOP VIEW



FRONT VIEW



SIDE VIEW - RHS

Product Features

- ◆ Conforms to DIN 41494 OR equivalent ISO Standards.
- ◆ Modular construction ready to assemble kits.
- ◆ Aluminum extrusion for better and higher load capacity.
- ◆ Four numbers adjustable, 19" vertical with punched 10mm. square hole and universal 12.7mm - 15.875mm - 18.875mm. Alternative hole pattern offers greater mounting flexibility, maximizes usable mounting space.
- ◆ Printed "U" positions.
- ◆ State-of-the-art manufacturing methods provide the best product quality and faster delivery in the industry
- ◆ Powder coated finish with Seven tank pre-treatment process meeting all industry standards.
- ◆ Grounding and Bonding options.
- ◆ 100% assured compatibility with all equipment confirming to DIN 41494 (General industrial standard for equipment)

Optional Accessories:

- ◆ Front Doors of Toughened Glass/ Perforated
- ◆ Rear Steel Doors venting options / Hexagonal Perforated
- ◆ Stationary and Sliding Shelves
- ◆ Cantilever Shelves
- ◆ Equipment Support Angles
- ◆ Cooling Fans
- ◆ Cable Management Accessories
- ◆ AC Mains Channels
- ◆ Earth Continuity Kit
- ◆ Casters with foot-operated brakes
- ◆ Captive Mounting Hardware
- ◆ Fire Alarm Unit
- ◆ Fan tray with Electronic Controller
- ◆ Digital Locks
- ◆ Temperature Indicator

Technical Data

RACK STANDARD	Conforms to DIN 41494 or equivalent standard
CONSTRUCTION	Fully knockdown
BASIC FRAME	Aluminum profile with steel end frame assembly top and bottom
FRONT DOOR	Lockable toughened Glass / perforate
REAR DOOR	Lockable vented / perforated single / dual with 63% perforation.
SIDE PANEL	Vented with slam latches and lock provision.
EQUIPMENT MOUNTING	DIN Standard 10mm. Square slots
19" MOUNTING ANGLE	Formed steel 2mm thick fully accessible
STANDARD FINISH	Powder Coating
STANDARD COLOR	RAL 7037 (Dark Grey) for the frame and RAL 7035 (Light Grey) for doors and panels or RAL 9005 Black
TOP AND BOTTOM	With necessary ventilation and Cable entry cut-outs
STANDARD MOUNTING OPTION	Castor wheels (2 wheels with brake and rear without brake) with levelers / Base frame
STATIC LOAD	300 kgs with castors/wheels and plinth (Recommended to distribute the load along with U space in the rack)

Product Codes and Dimensions

PART CODE	Total Height in MM (H)	Usable Height in U (H)	Total Width in MM (W)	Usable Width in Inches (W)	Total Depth in MM (D)	Usable Depth in MM (D)
MRS-CY-6065-36U	1883	36U	600	19"	650	570

1U = 44.45 mm / 1.75 Inch

Note:

1. Other models can be manufactured on request.
2. It is recommended to distribute the load along with "U" space in the rack.
3. All dimensions are in mm.



MODULAR RACK SYSTEMS PVT. LTD.

No. 189 & 190, Nadikerappa Industrial Estate, Hegganahalli, Vishwanedam Post, Bangalore-560 091 INDIA • Tel: +91 80 28365042 • Fax: +91 80 28367881
Mobile: +91 9108220086 • Email: admin@mrsrack.com



Innovations Customized

MRS[®]
MODULAR
RACK SYSTEMS PVT LTD

FLOOR MOUNT

**CY
ENCLOSURES**





CERTIFIED

MRS floor mount CY racks are specially designed for Server / Networking / Audio-Video / Data Centre and Lab applications.

MRS floor mount CY racks are made of heavy-duty aluminum vertical profiles and with cold-rolled steel sheet and preceded with CNC. Punching, forming, welding, and powder coated to meet Industrial, ISO 9001-2015 and 14001-2015 standards. All product manufactured by MRS conforms to or exceeds UL standards and relevant international requirements and tests.

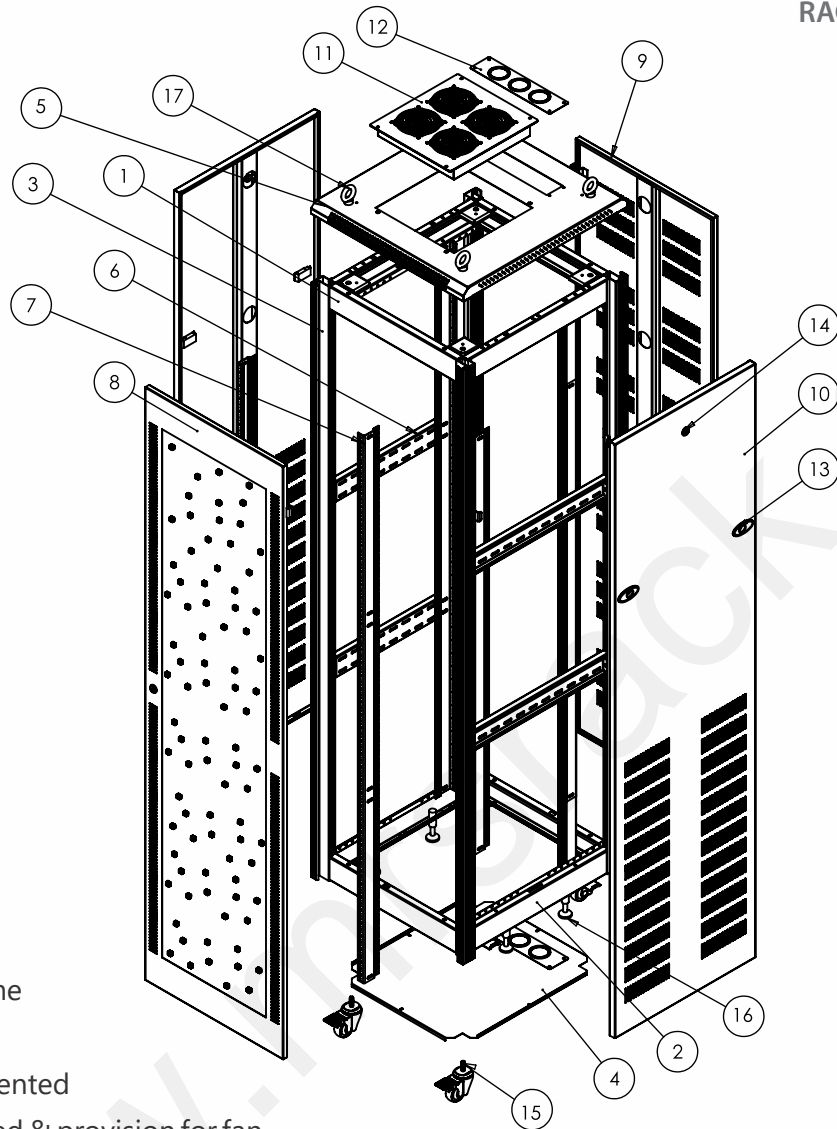
MRS floor mount CY racks are in knockdown construction with 4 pillars Aluminum extrusion profile with top and bottom steel end frame supported by 6 nos. of depth members for extra rigidity.

MRS floor mount CY racks are having a ventilated top and bottom cover with cut-out for cable access, provision for fans, and fan tray mounting. Front single or dual doors glass/Vented/Plain/Perforated (Flat/Convex) with single or 3 point locks, Rear single/dual door with vented/perforated/plain with single or 3 point locks. Side panels partially vented/plain and for 1000 - 1200 mm. deep rack will be configured with dual side panels. Racks with 4 nos. of heavy-duty caster wheels (2 with brake and 2 nos. without brake) along with adjustable legs/plinth.

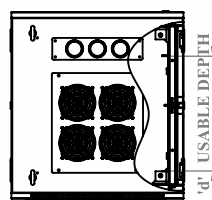
Available in 17U~47U variants with 600 & 800mm width configuration and 600, 800, 1000 & 1200mm. Depth configurations.

Floor Mount CY Enclosures - MRS-CY-6065-42U

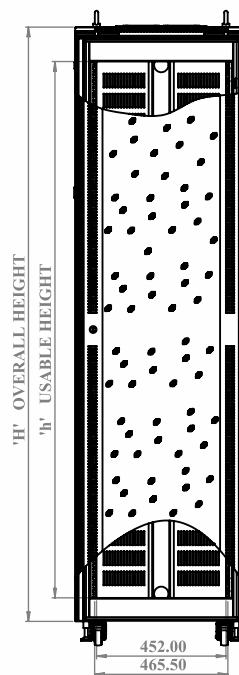
PRODUCT DETAILS



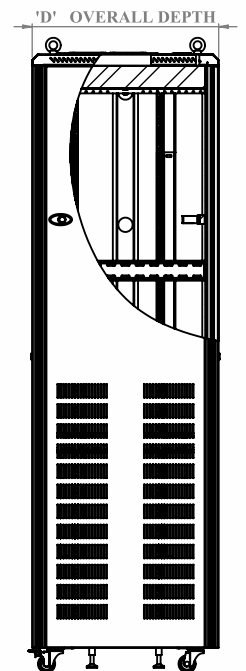
- 1 Top End Frame
- 2 Bottom End Frame
- 3 Vertical
- 4 Bottom Panel - Vented
- 5 Top Panel – Vented & provision for fan
- 6 C Channel
- 7 L Angle
- 8 Front Glass Door
- 9 Rear Perforated Door
- 10 Horizontally Split Side panel Vented
- 11 Fan Trays
- 12 Gland Plates
- 13 Slam Latches
- 14 CAM Lock
- 15 Casters
- 16 Levelers
- 17 Lifting Bolts
- 18 Reducer Channel
- 19 Loops
- 20 Window Mold



TOP VIEW



FRONT VIEW



SIDE VIEW - RHS

Product Features

- ◆ Conforms to DIN 41494 OR equivalent ISO Standards.
- ◆ Modular construction ready to assemble kits.
- ◆ Aluminum extrusion for better and higher load capacity.
- ◆ Four numbers adjustable, 19" vertical with punched 10mm. square hole and universal 12.7mm - 15.875mm - 18.875mm. Alternative hole pattern offers greater mounting flexibility, maximizes usable mounting space.
- ◆ Printed "U" positions.
- ◆ State-of-the-art manufacturing methods provide the best product quality and faster delivery in the industry
- ◆ Powder coated finish with Seven tank pre-treatment process meeting all industry standards.
- ◆ Grounding and Bonding options.
- ◆ 100% assured compatibility with all equipment confirming to DIN 41494 (General industrial standard for equipment)

Optional Accessories:

- ◆ Front Doors of Toughened Glass/ Perforated
- ◆ Rear Steel Doors venting options / Hexagonal Perforated
- ◆ Stationary and Sliding Shelves
- ◆ Cantilever Shelves
- ◆ Equipment Support Angles
- ◆ Cooling Fans
- ◆ Cable Management Accessories
- ◆ AC Mains Channels
- ◆ Earth Continuity Kit
- ◆ Casters with foot-operated brakes
- ◆ Captive Mounting Hardware
- ◆ Fire Alarm Unit
- ◆ Fan tray with Electronic Controller
- ◆ Digital Locks
- ◆ Temperature Indicator

Technical Data

RACK STANDARD	Conforms to DIN 41494 or equivalent standard
CONSTRUCTION	Fully knockdown
BASIC FRAME	Aluminum profile with steel end frame assembly top and bottom
FRONT DOOR	Lockable toughened Glass / perforate
REAR DOOR	Lockable vented / perforated single / dual with 63% perforation.
SIDE PANEL	Vented with slam latches and lock provision.
EQUIPMENT MOUNTING	DIN Standard 10mm. Square slots
19" MOUNTING ANGLE	Formed steel 2mm thick fully accessible
STANDARD FINISH	Powder Coating
STANDARD COLOR	RAL 7037 (Dark Grey) for the frame and RAL 7035 (Light Grey) for doors and panels or RAL 9005 Black
TOP AND BOTTOM	With necessary ventilation and Cable entry cut-outs
STANDARD MOUNTING OPTION	Castor wheels (2 wheels with brake and rear without brake) with levelers / Base frame
STATIC LOAD	750 kgs with castors, 1200 kgs with base frame/plinth. (Recommended to distribute the load along with U space in the rack)

Product Codes and Dimensions

PART CODE	Total Height in MM (H)	Usable Height in U (H)	Total Width in MM (W)	Usable Width in Inches (W)	Total Depth in MM (D)	Usable Depth in MM (D)
MRS-CY-6065-42U	2150	42U	600	19"	650	570

1U = 44.45 mm / 1.75 Inch

Note:

1. Other models can be manufactured on request.
2. It is recommended to distribute the load along with "U" space in the rack.
3. All dimensions are in mm.



MODULAR RACK SYSTEMS PVT. LTD.

No. 189 & 190, Nadikerappa Industrial Estate, Hegganahalli, Vishwanedam Post, Bangalore-560 091 INDIA • Tel: +91 80 28365042 • Fax: +91 80 28367881
Mobile: +91 9108220086 • Email: admin@mrsrack.com



Innovations Customized

FLOOR MOUNT

**CY
ENCLOSURES**





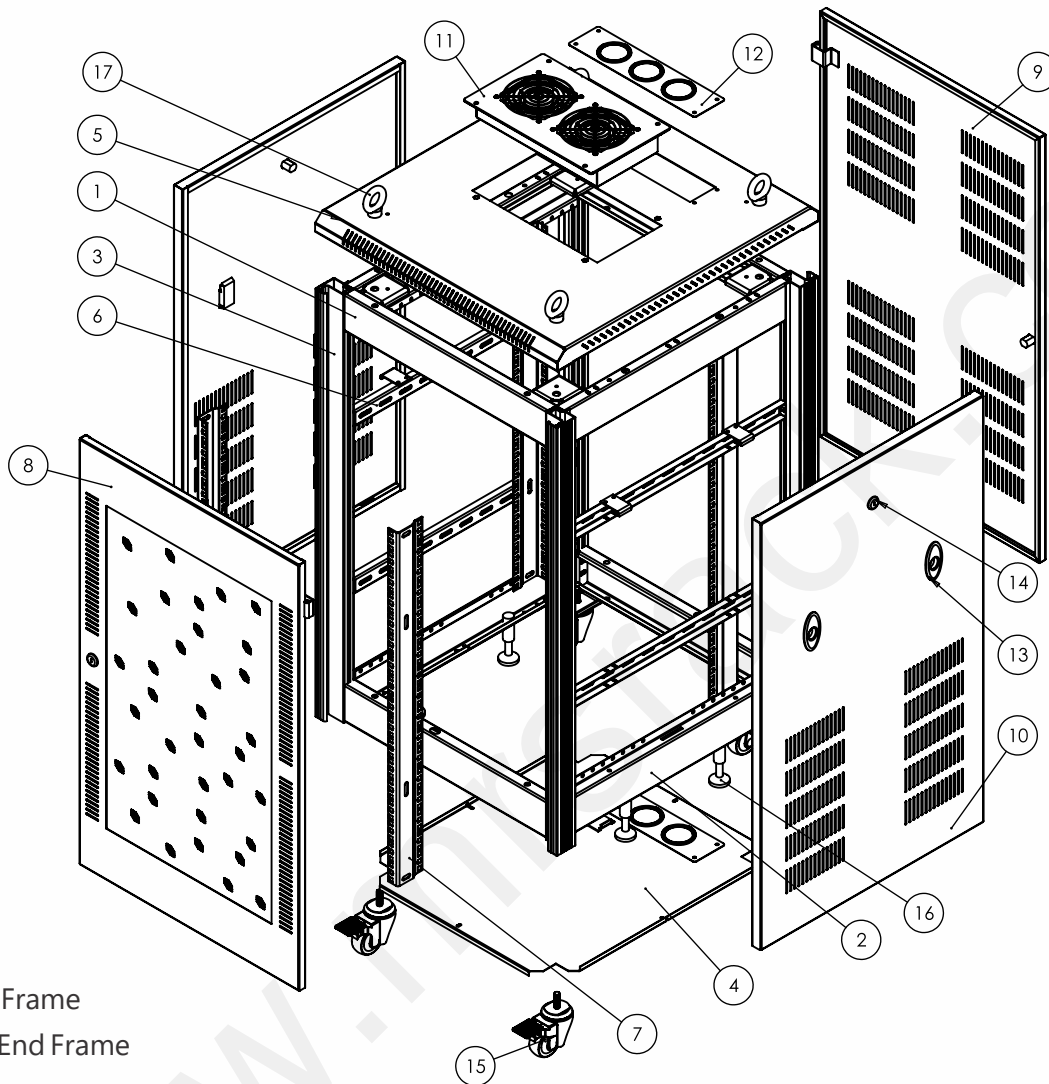
MRS floor mount CY racks are specially designed for Server / Networking / Audio-Video / Data Centre and Lab applications.

MRS floor mount CY racks are made of heavy-duty aluminum vertical profiles and with cold-rolled steel sheet and preceded with CNC. Punching, forming, welding, and powder coated to meet Industrial, ISO 9001-2015 and 14001-2015 standards. All product manufactured by MRS conforms to or exceeds UL standards and relevant international requirements and tests.

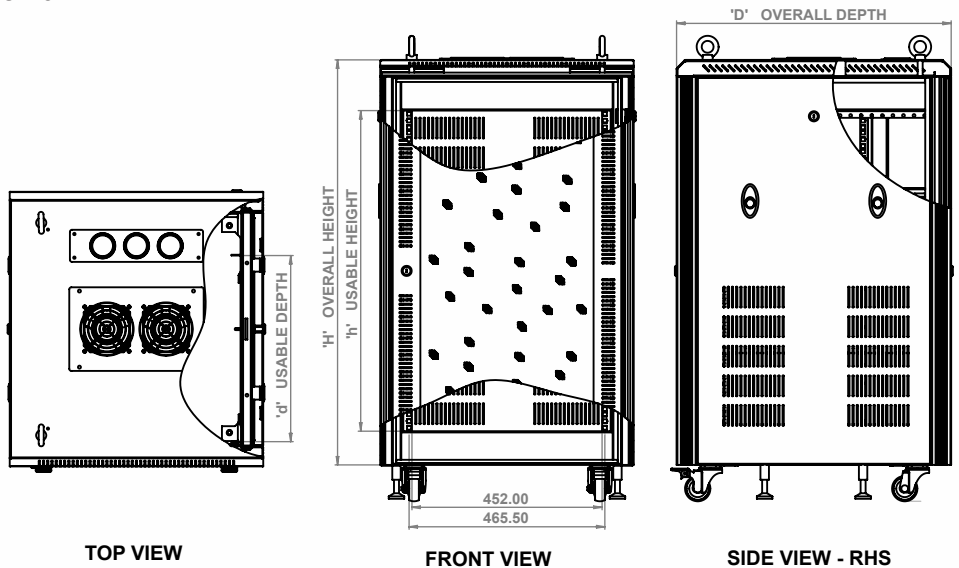
MRS floor mount CY racks are in knockdown construction with 4 pillars Aluminum extrusion profile with top and bottom steel end frame supported by 6 nos. of depth members for extra rigidity.

MRS floor mount CY racks are having a ventilated top and bottom cover with cut-out for cable access, provision for fans, and fan tray mounting. Front single or dual doors glass/Vented/Plain/Perforated (Flat/Convex) with single or 3 point locks, Rear single/dual door with vented/perforated/plain with single or 3 point locks. Side panels partially vented/plain and for 1000 - 1200 mm. deep rack will be configured with dual side panels. Racks with 4 nos. of heavy-duty caster wheels (2 with brake and 2 nos. without brake) along with adjustable legs/plinth.

Available in 17U~47U variants with 600 & 800mm width configuration and 600, 800, 1000 & 1200mm. Depth configurations.



- 1 Top End Frame
- 2 Bottom End Frame
- 3 Vertical
- 4 Bottom Panel - Vented
- 5 Top Panel – Vented & provision for fan
- 6 C Channel
- 7 L Angle
- 8 Front Glass Door
- 9 Rear Vented Door
- 10 Side panel - Vented
- 11 Fan Trays
- 12 Gland Plates
- 13 Slam Latches
- 14 CAM Lock
- 15 Casters
- 16 Levelers
- 17 Lifting Bolts



Product Features

- ◆ Conforms to DIN 41494 OR equivalent ISO Standards.
- ◆ Modular construction ready to assemble kits.
- ◆ Aluminum extrusion for better and higher load capacity.
- ◆ Four numbers adjustable, 19" vertical with punched 10mm. square hole and universal 12.7mm - 15.875mm - 18.875mm. Alternative hole pattern offers greater mounting flexibility, maximizes usable mounting space.
- ◆ Printed "U" positions.
- ◆ State-of-the-art manufacturing methods provide the best product quality and faster delivery in the industry
- ◆ Powder coated finish with Seven tank pre-treatment process meeting all industry standards.
- ◆ Grounding and Bonding options.
- ◆ 100% assured compatibility with all equipment conforming to DIN 41494 (General industrial standard for equipment)

Optional Accessories:

- ◆ Front Doors of Toughened Glass/ Perforated
- ◆ Rear Steel Doors venting options / Hexagonal Perforated
- ◆ Stationary and Sliding Shelves
- ◆ Cantilever Shelves
- ◆ Equipment Support Angles
- ◆ Cooling Fans
- ◆ Cable Management Accessories
- ◆ AC Mains Channels
- ◆ Earth Continuity Kit
- ◆ Casters with foot-operated brakes
- ◆ Captive Mounting Hardware
- ◆ Fire Alarm Unit
- ◆ Fan tray with Electronic Controller
- ◆ Digital Locks
- ◆ Temperature Indicator

Technical Data

RACK STANDARD	Conforms to DIN 41494 or equivalent standard
CONSTRUCTION	Fully knockdown
BASIC FRAME	Aluminum profile with steel end frame assembly top and bottom
FRONT DOOR	Lockable toughened Glass / perforate
REAR DOOR	Lockable vented / perforated single / dual with 63% perforation.
SIDE PANEL	Vented with slam latches and lock provision.
EQUIPMENT MOUNTING	DIN Standard 10mm. Square slots
19" MOUNTING ANGLE	Formed steel 2mm thick fully accessible
STANDARD FINISH	Powder Coating
STANDARD COLOR	RAL 7037 (Dark Grey) for the frame and RAL 7035 (Light Grey) for doors and panels or RAL 9005 Black
TOP AND BOTTOM	With necessary ventilation and Cable entry cut-outs
STANDARD MOUNTING OPTION	Castor wheels (2 wheels with brake and rear without brake) with levelers / Base frame
STATIC LOAD	200 kgs with castors/wheels and plinth (Recommended to distribute the load along with U space in the rack)

Product Codes and Dimensions

PART CODE	Total Height in MM (H)	Usable Height in U (H)	Total Width in MM (W)	Usable Width in Inches (W)	Total Depth in MM (D)	Usable Depth in MM (D)
MRS-CY-6080-17U	1039	17U	600	19"	800	720

1U = 44.45 mm / 1.75 Inch

Note:

1. Other models can be manufactured on request.
2. It is recommended to distribute the load along with "U" space in the rack.
3. All dimensions are in mm.



MODULAR RACK SYSTEMS PVT. LTD.

No. 189 & 190, Nadikerappa Industrial Estate, Hegganahalli, Vishwanedam Post, Bangalore-560 091 INDIA • Tel: +91 80 28365042 • Fax: +91 80 28367881
Mobile: +91 9108220086 • Email: admin@mrsrack.com



Innovations Customized

FLOOR MOUNT

**CY
ENCLOSURES**





CERTIFIED

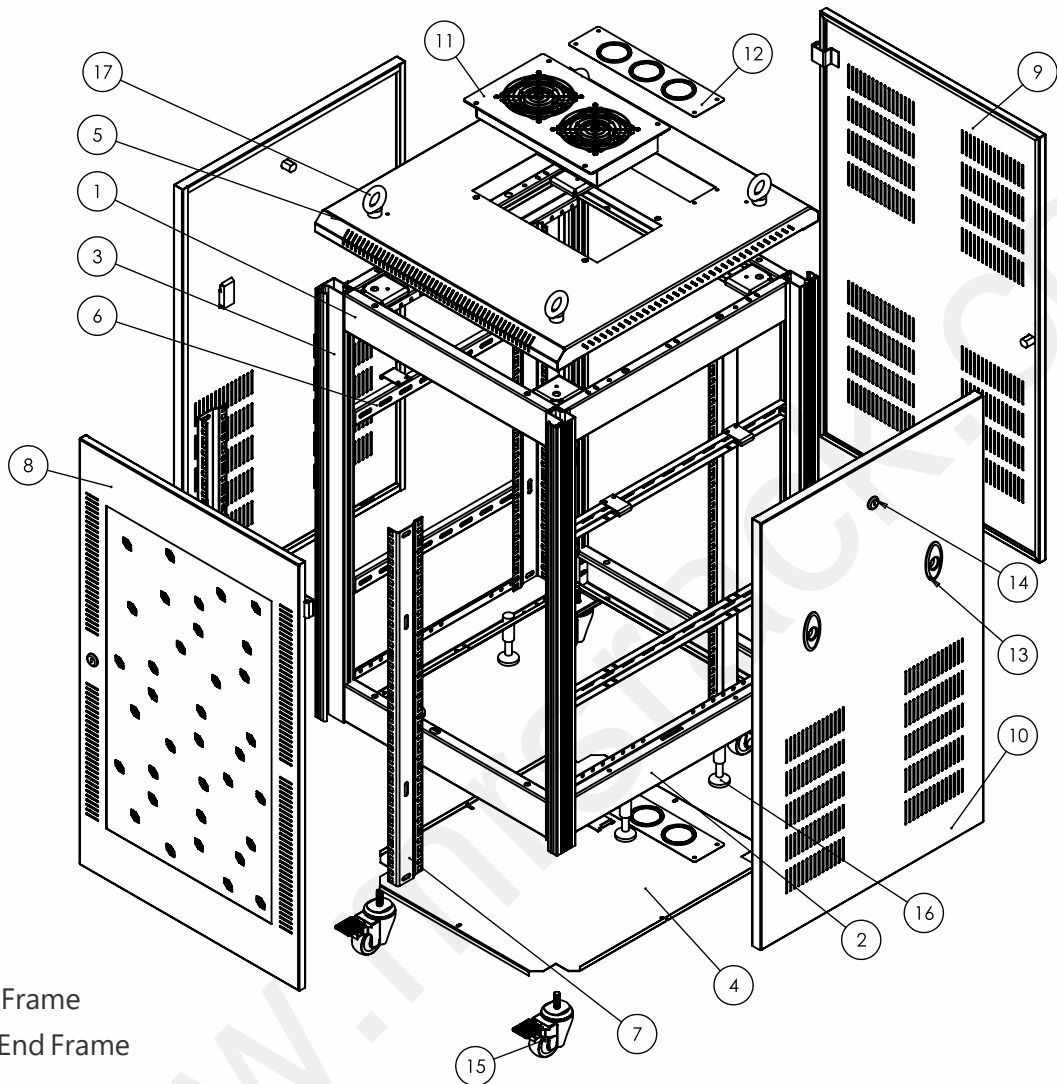
MRS floor mount CY racks are specially designed for Server / Networking / Audio-Video / Data Centre and Lab applications.

MRS floor mount CY racks are made of heavy-duty aluminum vertical profiles and with cold-rolled steel sheet and preceded with CNC. Punching, forming, welding, and powder coated to meet Industrial, ISO 9001-2015 and 14001-2015 standards. All product manufactured by MRS conforms to or exceeds UL standards and relevant international requirements and tests.

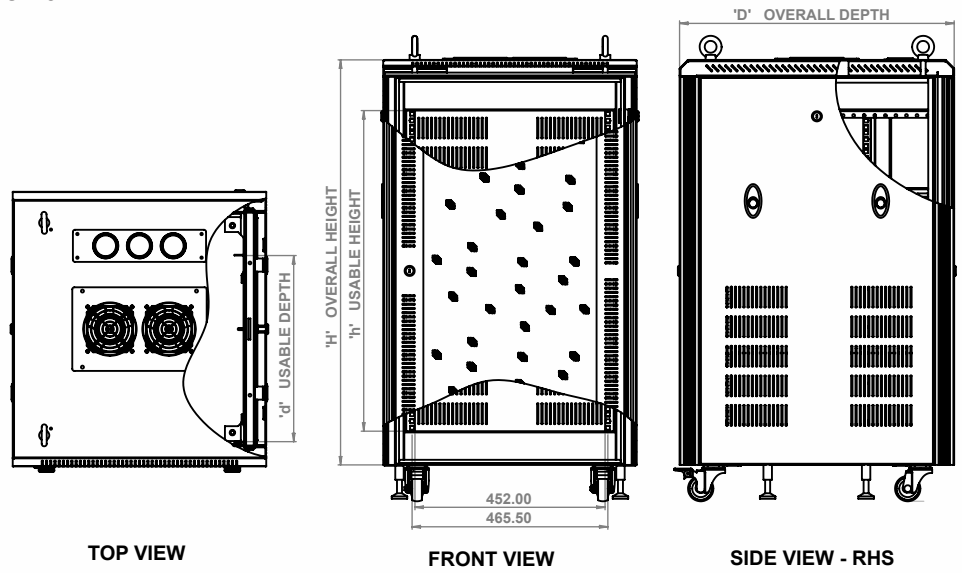
MRS floor mount CY racks are in knockdown construction with 4 pillars Aluminum extrusion profile with top and bottom steel end frame supported by 6 nos. of depth members for extra rigidity.

MRS floor mount CY racks are having a ventilated top and bottom cover with cut-out for cable access, provision for fans, and fan tray mounting. Front single or dual doors glass/Vented/Plain/Perforated (Flat/Convex) with single or 3 point locks, Rear single/dual door with vented/perforated/plain with single or 3 point locks. Side panels partially vented/plain and for 1000 - 1200 mm. deep rack will be configured with dual side panels. Racks with 4 nos. of heavy-duty caster wheels (2 with brake and 2 nos. without brake) along with adjustable legs/plinth.

Available in 17U~47U variants with 600 & 800mm width configuration and 600, 800, 1000 & 1200mm. Depth configurations.



- 1 Top End Frame
- 2 Bottom End Frame
- 3 Vertical
- 4 Bottom Panel - Vented
- 5 Top Panel – Vented & provision for fan
- 6 C Channel
- 7 L Angle
- 8 Front Glass Door
- 9 Rear Vented Door
- 10 Side panel - Vented
- 11 Fan Trays
- 12 Gland Plates
- 13 Slam Latches
- 14 CAM Lock
- 15 Casters
- 16 Levelers
- 17 Lifting Bolts



Product Features

- ◆ Conforms to DIN 41494 OR equivalent ISO Standards.
- ◆ Modular construction ready to assemble kits.
- ◆ Aluminum extrusion for better and higher load capacity.
- ◆ Four numbers adjustable, 19" vertical with punched 10mm. square hole and universal 12.7mm - 15.875mm - 18.875mm. Alternative hole pattern offers greater mounting flexibility, maximizes usable mounting space.
- ◆ Printed "U" positions.
- ◆ State-of-the-art manufacturing methods provide the best product quality and faster delivery in the industry
- ◆ Powder coated finish with Seven tank pre-treatment process meeting all industry standards.
- ◆ Grounding and Bonding options.
- ◆ 100% assured compatibility with all equipment confirming to DIN 41494 (General industrial standard for equipment)

Optional Accessories:

- ◆ Front Doors of Toughened Glass/ Perforated
- ◆ Rear Steel Doors venting options / Hexagonal Perforated
- ◆ Stationary and Sliding Shelves
- ◆ Cantilever Shelves
- ◆ Equipment Support Angles
- ◆ Cooling Fans
- ◆ Cable Management Accessories
- ◆ AC Mains Channels
- ◆ Earth Continuity Kit
- ◆ Casters with foot-operated brakes
- ◆ Captive Mounting Hardware
- ◆ Fire Alarm Unit
- ◆ Fan tray with Electronic Controller
- ◆ Digital Locks
- ◆ Temperature Indicator

Technical Data

RACK STANDARD	Conforms to DIN 41494 or equivalent standard
CONSTRUCTION	Fully knockdown
BASIC FRAME	Aluminum profile with steel end frame assembly top and bottom
FRONT DOOR	Lockable toughened Glass / perforate
REAR DOOR	Lockable vented / perforated single / dual with 63% perforation.
SIDE PANEL	Vented with slam latches and lock provision.
EQUIPMENT MOUNTING	DIN Standard 10mm. Square slots
19" MOUNTING ANGLE	Formed steel 2mm thick fully accessible
STANDARD FINISH	Powder Coating
STANDARD COLOR	RAL 7037 (Dark Grey) for the frame and RAL 7035 (Light Grey) for doors and panels or RAL 9005 Black
TOP AND BOTTOM	With necessary ventilation and Cable entry cut-outs
STANDARD MOUNTING OPTION	Castor wheels (2 wheels with brake and rear without brake) with levelers / Base frame
STATIC LOAD	300 kgs with castors/wheels and plinth (Recommended to distribute the load along with U space in the rack)

Product Codes and Dimensions

PART CODE	Total Height in MM (H)	Usable Height in U (H)	Total Width in MM (W)	Usable Width in Inches (W)	Total Depth in MM (D)	Usable Depth in MM (D)
MRS-CY-6080-22U	1260	22U	600	19"	800	720

1U = 44.45 mm / 1.75 Inch

Note:

1. Other models can be manufactured on request.
2. It is recommended to distribute the load along with "U" space in the rack.
3. All dimensions are in mm.



MODULAR RACK SYSTEMS PVT. LTD.

No. 189 & 190, Nadikerappa Industrial Estate, Hegganahalli, Vishwanedam Post, Bangalore-560 091 INDIA • Tel: +91 80 28365042 • Fax: +91 80 28367881
Mobile: +91 9108220086 • Email: admin@mrsrack.com



Innovations Customized

MRS[®]
MODULAR
RACK SYSTEMS PVT LTD

FLOOR MOUNT

**CY
ENCLOSURES**





CERTIFIED

MRS floor mount CY racks are specially designed for Server / Networking / Audio-Video / Data Centre and Lab applications.

MRS floor mount CY racks are made of heavy-duty aluminum vertical profiles and with cold-rolled steel sheet and preceded with CNC. Punching, forming, welding, and powder coated to meet Industrial, ISO 9001-2015 and 14001-2015 standards. All product manufactured by MRS conforms to or exceeds UL standards and relevant international requirements and tests.

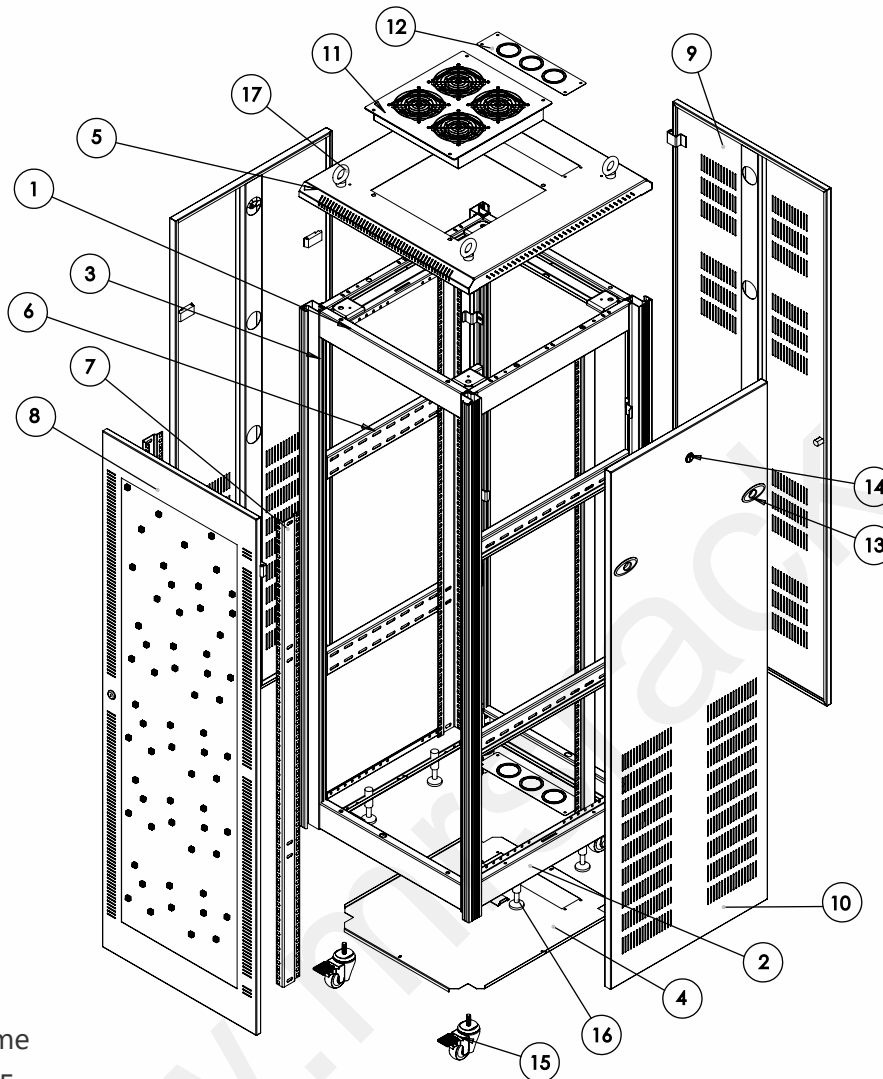
MRS floor mount CY racks are in knockdown construction with 4 pillars Aluminum extrusion profile with top and bottom steel end frame supported by 6 nos. of depth members for extra rigidity.

MRS floor mount CY racks are having a ventilated top and bottom cover with cut-out for cable access, provision for fans, and fan tray mounting. Front single or dual doors glass/Vented/Plain/Perforated (Flat/Convex) with single or 3 point locks, Rear single/dual door with vented/perforated/plain with single or 3 point locks. Side panels partially vented/plain and for 1000 - 1200 mm. deep rack will be configured with dual side panels. Racks with 4 nos. of heavy-duty caster wheels (2 with brake and 2 nos. without brake) along with adjustable legs/plinth.

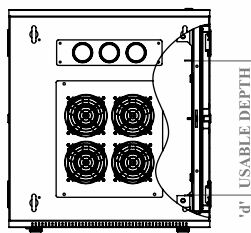
Available in 17U~47U variants with 600 & 800mm width configuration and 600, 800, 1000 & 1200mm. Depth configurations.

Floor Mount CY Enclosures - MRS-CY-6080-27U

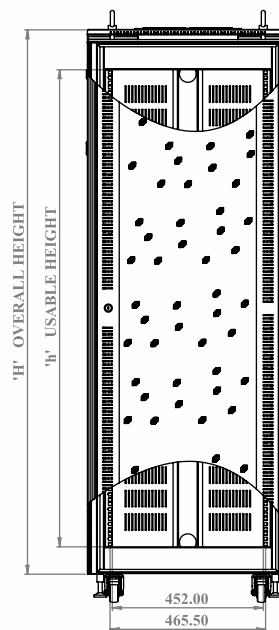
PRODUCT DETAILS



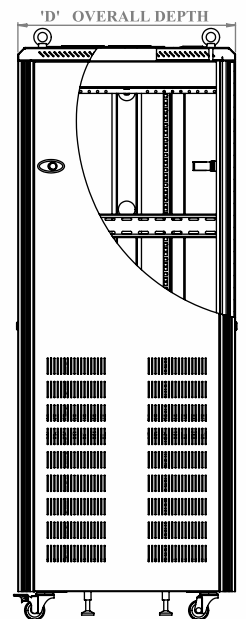
- 1 Top End Frame
- 2 Bottom End Frame
- 3 Vertical
- 4 Bottom Panel - Vented
- 5 Top Panel – Vented & provision for fan
- 6 C Channel
- 7 L Angle
- 8 Front Glass Door
- 9 Rear Vented Dual Door
- 10 Side panel - Vented
- 11 Fan Trays
- 12 Gland Plates
- 13 Slam Latches
- 14 CAM Lock
- 15 Casters
- 16 Levelers
- 17 Lifting Bolts



TOP VIEW



FRONT VIEW



SIDE VIEW - RHS

Product Features

- ◆ Conforms to DIN 41494 OR equivalent ISO Standards.
- ◆ Modular construction ready to assemble kits.
- ◆ Aluminum extrusion for better and higher load capacity.
- ◆ Four numbers adjustable, 19" vertical with punched 10mm. square hole and universal 12.7mm - 15.875mm - 18.875mm. Alternative hole pattern offers greater mounting flexibility, maximizes usable mounting space.
- ◆ Printed "U" positions.
- ◆ State-of-the-art manufacturing methods provide the best product quality and faster delivery in the industry
- ◆ Powder coated finish with Seven tank pre-treatment process meeting all industry standards.
- ◆ Grounding and Bonding options.
- ◆ 100% assured compatibility with all equipment confirming to DIN 41494 (General industrial standard for equipment)

Optional Accessories:

- ◆ Front Doors of Toughened Glass/ Perforated
- ◆ Rear Steel Doors venting options / Hexagonal Perforated
- ◆ Stationary and Sliding Shelves
- ◆ Cantilever Shelves
- ◆ Equipment Support Angles
- ◆ Cooling Fans
- ◆ Cable Management Accessories
- ◆ AC Mains Channels
- ◆ Earth Continuity Kit
- ◆ Casters with foot-operated brakes
- ◆ Captive Mounting Hardware
- ◆ Fire Alarm Unit
- ◆ Fan tray with Electronic Controller
- ◆ Digital Locks
- ◆ Temperature Indicator

Technical Data

RACK STANDARD	Conforms to DIN 41494 or equivalent standard
CONSTRUCTION	Fully knockdown
BASIC FRAME	Aluminum profile with steel end frame assembly top and bottom
FRONT DOOR	Lockable toughened Glass / perforate
REAR DOOR	Lockable vented / perforated single / dual with 63% perforation.
SIDE PANEL	Vented with slam latches and lock provision.
EQUIPMENT MOUNTING	DIN Standard 10mm. Square slots
19" MOUNTING ANGLE	Formed steel 2mm thick fully accessible
STANDARD FINISH	Powder Coating
STANDARD COLOR	RAL 7037 (Dark Grey) for the frame and RAL 7035 (Light Grey) for doors and panels or RAL 9005 Black
TOP AND BOTTOM	With necessary ventilation and Cable entry cut-outs
STANDARD MOUNTING OPTION	Castor wheels (2 wheels with brake and rear without brake) with levelers / Base frame
STATIC LOAD	300 kgs with castors/wheels and plinth (Recommended to distribute the load along with U space in the rack)

Product Codes and Dimensions

PART CODE	Total Height in MM (H)	Usable Height in U (H)	Total Width in MM (W)	Usable Width in Inches (W)	Total Depth in MM (D)	Usable Depth in MM (D)
MRS-CY-6080-27U	1483	27U	600	19"	800	720

1U = 44.45 mm / 1.75 Inch

Note:

1. Other models can be manufactured on request.
2. It is recommended to distribute the load along with "U" space in the rack.
3. All dimensions are in mm.



MODULAR RACK SYSTEMS PVT. LTD.

No. 189 & 190, Nadikerappa Industrial Estate, Hegganahalli, Vishwanedam Post, Bangalore-560 091 INDIA • Tel: +91 80 28365042 • Fax: +91 80 28367881
Mobile: +91 9108220086 • Email: admin@mrsrack.com



Innovations Customized

MRS[®]
MODULAR
RACK SYSTEMS PVT LTD

FLOOR MOUNT

**CY
ENCLOSURES**





MRS floor mount CY racks are specially designed for Server / Networking / Audio-Video / Data Centre and Lab applications.

MRS floor mount CY racks are made of heavy-duty aluminum vertical profiles and with cold-rolled steel sheet and preceded with CNC. Punching, forming, welding, and powder coated to meet Industrial, ISO 9001-2015 and 14001-2015 standards. All product manufactured by MRS conforms to or exceeds UL standards and relevant international requirements and tests.

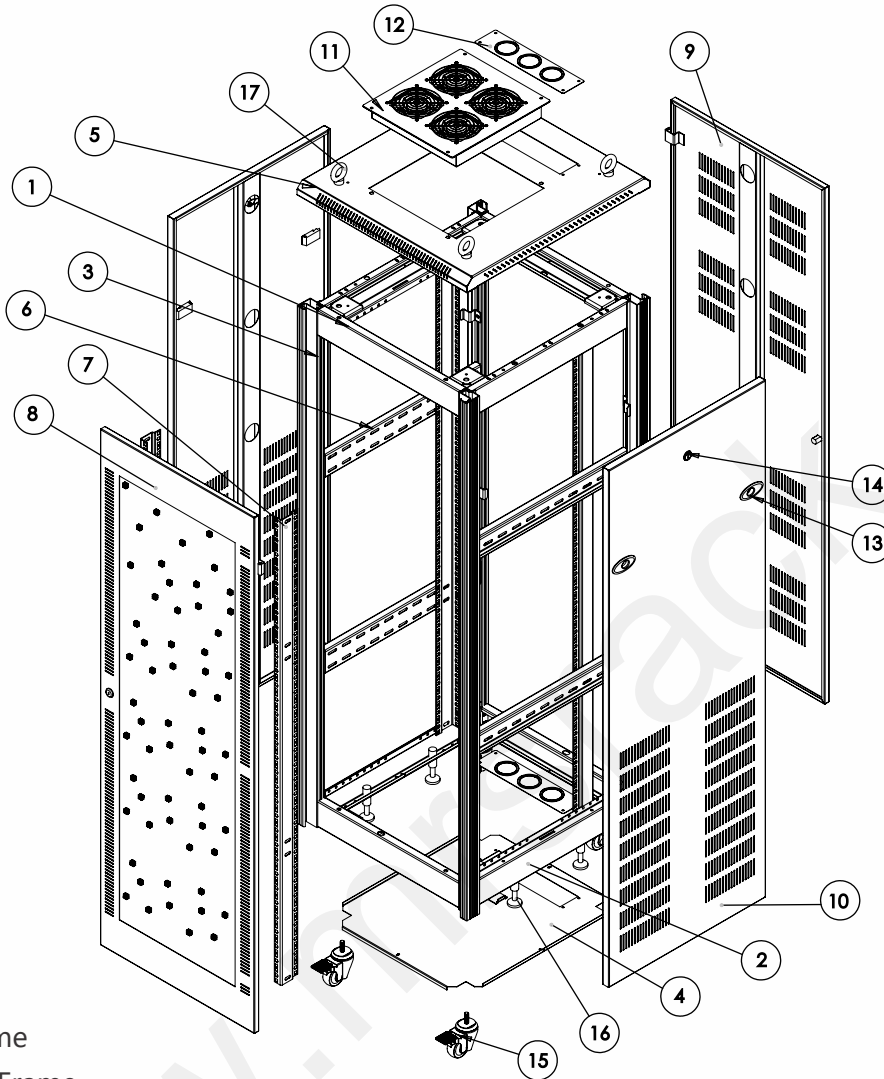
MRS floor mount CY racks are in knockdown construction with 4 pillars Aluminum extrusion profile with top and bottom steel end frame supported by 6 nos. of depth members for extra rigidity.

MRS floor mount CY racks are having a ventilated top and bottom cover with cut-out for cable access, provision for fans, and fan tray mounting. Front single or dual doors glass/Vented/Plain/Perforated (Flat/Convex) with single or 3 point locks, Rear single/dual door with vented/perforated/plain with single or 3 point locks. Side panels partially vented/plain and for 1000 - 1200 mm. deep rack will be configured with dual side panels. Racks with 4 nos. of heavy-duty caster wheels (2 with brake and 2 nos. without brake) along with adjustable legs/plinth.

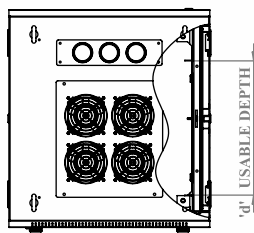
Available in 17U~47U variants with 600 & 800mm width configuration and 600, 800, 1000 & 1200mm. Depth configurations.

Floor Mount CY Enclosures - MRS-CY-6080-32U


PRODUCT DETAILS



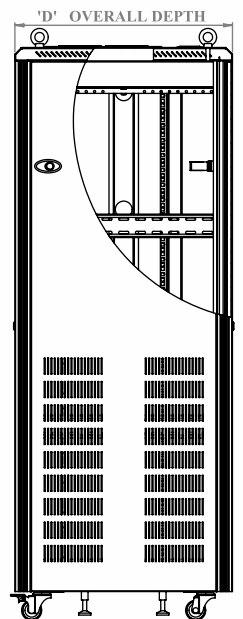
- 1 Top End Frame
- 2 Bottom End Frame
- 3 Vertical
- 4 Bottom Panel - Vented
- 5 Top Panel – Vented & provision for fan
- 6 C Channel
- 7 L Angle
- 8 Front Glass Door
- 9 Rear Vented Dual Door
- 10 Side panel - Vented
- 11 Fan Trays
- 12 Gland Plates
- 13 Slam Latches
- 14 CAM Lock
- 15 Casters
- 16 Levelers
- 17 Lifting Bolts



TOP VIEW



FRONT VIEW



SIDE VIEW - RHS

Product Features

- ◆ Conforms to DIN 41494 OR equivalent ISO Standards.
- ◆ Modular construction ready to assemble kits.
- ◆ Aluminum extrusion for better and higher load capacity.
- ◆ Four numbers adjustable, 19" vertical with punched 10mm. square hole and universal 12.7mm - 15.875mm - 18.875mm. Alternative hole pattern offers greater mounting flexibility, maximizes usable mounting space.
- ◆ Printed "U" positions.
- ◆ State-of-the-art manufacturing methods provide the best product quality and faster delivery in the industry
- ◆ Powder coated finish with Seven tank pre-treatment process meeting all industry standards.
- ◆ Grounding and Bonding options.
- ◆ 100% assured compatibility with all equipment conforming to DIN 41494 (General industrial standard for equipment)

Optional Accessories:

- ◆ Front Doors of Toughened Glass/ Perforated
- ◆ Rear Steel Doors venting options / Hexagonal Perforated
- ◆ Stationary and Sliding Shelves
- ◆ Cantilever Shelves
- ◆ Equipment Support Angles
- ◆ Cooling Fans
- ◆ Cable Management Accessories
- ◆ AC Mains Channels
- ◆ Earth Continuity Kit
- ◆ Casters with foot-operated brakes
- ◆ Captive Mounting Hardware
- ◆ Fire Alarm Unit
- ◆ Fan tray with Electronic Controller
- ◆ Digital Locks
- ◆ Temperature Indicator

Technical Data

RACK STANDARD	Conforms to DIN 41494 or equivalent standard
CONSTRUCTION	Fully knockdown
BASIC FRAME	Aluminum profile with steel end frame assembly top and bottom
FRONT DOOR	Lockable toughened Glass / perforate
REAR DOOR	Lockable vented / perforated single / dual with 63% perforation.
SIDE PANEL	Vented with slam latches and lock provision.
EQUIPMENT MOUNTING	DIN Standard 10mm. Square slots
19" MOUNTING ANGLE	Formed steel 2mm thick fully accessible
STANDARD FINISH	Powder Coating
STANDARD COLOR	RAL 7037 (Dark Grey) for the frame and RAL 7035 (Light Grey) for doors and panels or RAL 9005 Black
TOP AND BOTTOM	With necessary ventilation and Cable entry cut-outs
STANDARD MOUNTING OPTION	Castor wheels (2 wheels with brake and rear without brake) with levelers / Base frame
STATIC LOAD	300 kgs with castors/wheels and plinth (Recommended to distribute the load along with U space in the rack)

Product Codes and Dimensions

PART CODE	Total Height in MM (H)	Usable Height in U (H)	Total Width in MM (W)	Usable Width in Inches (W)	Total Depth in MM (D)	Usable Depth in MM (D)
MRS-CY-6080-32U	1705	32U	600	19"	800	720

1U = 44.45 mm / 1.75 Inch

Note:

1. Other models can be manufactured on request.
2. It is recommended to distribute the load along with "U" space in the rack.
3. All dimensions are in mm.



MODULAR RACK SYSTEMS PVT. LTD.

No. 189 & 190, Nadikerappa Industrial Estate, Hegganahalli, Vishwanedam Post, Bangalore-560 091 INDIA • Tel: +91 80 28365042 • Fax: +91 80 28367881
Mobile: +91 9108220086 • Email: admin@mrsrack.com



Innovations Customized

MRS[®]
MODULAR
RACK SYSTEMS PVT LTD

FLOOR MOUNT

**CY
ENCLOSURES**





CERTIFIED

MRS floor mount CY racks are specially designed for Server / Networking / Audio-Video / Data Centre and Lab applications.

MRS floor mount CY racks are made of heavy-duty aluminum vertical profiles and with cold-rolled steel sheet and preceded with CNC. Punching, forming, welding, and powder coated to meet Industrial, ISO 9001-2015 and 14001-2015 standards. All product manufactured by MRS conforms to or exceeds UL standards and relevant international requirements and tests.

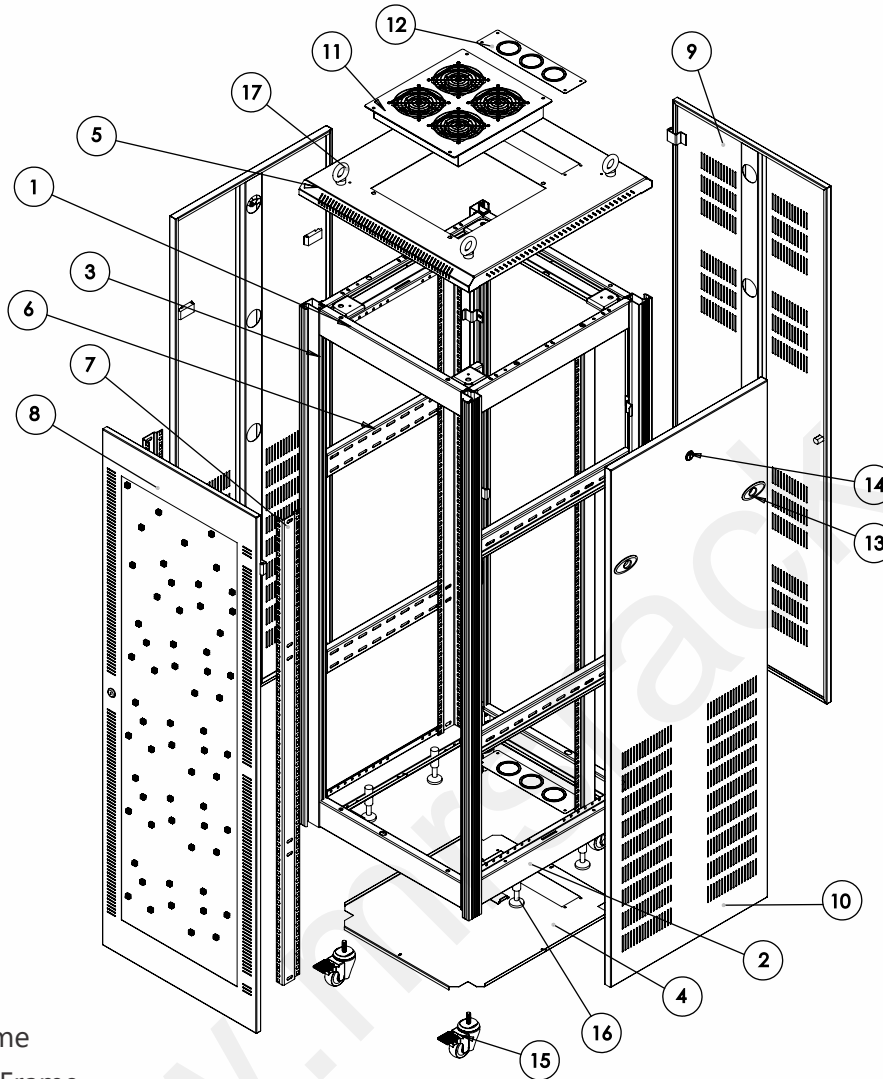
MRS floor mount CY racks are in knockdown construction with 4 pillars Aluminum extrusion profile with top and bottom steel end frame supported by 6 nos. of depth members for extra rigidity.

MRS floor mount CY racks are having a ventilated top and bottom cover with cut-out for cable access, provision for fans, and fan tray mounting. Front single or dual doors glass/Vented/Plain/Perforated (Flat/Convex) with single or 3 point locks, Rear single/dual door with vented/perforated/plain with single or 3 point locks. Side panels partially vented/plain and for 1000 - 1200 mm. deep rack will be configured with dual side panels. Racks with 4 nos. of heavy-duty caster wheels (2 with brake and 2 nos. without brake) along with adjustable legs/plinth.

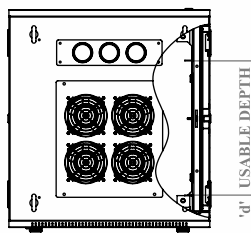
Available in 17U~47U variants with 600 & 800mm width configuration and 600, 800, 1000 & 1200mm. Depth configurations.

Floor Mount CY Enclosures - MRS-CY-6080-36U

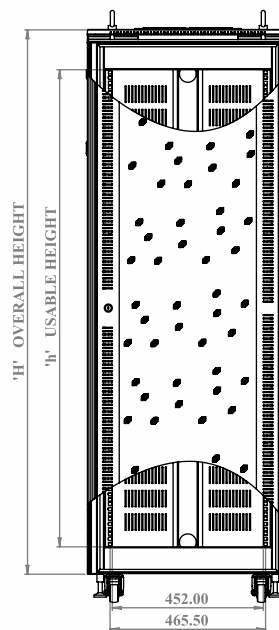
PRODUCT DETAILS



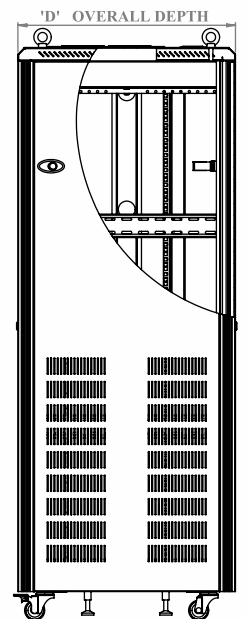
- 1 Top End Frame
- 2 Bottom End Frame
- 3 Vertical
- 4 Bottom Panel - Vented
- 5 Top Panel – Vented & provision for fan
- 6 C Channel
- 7 L Angle
- 8 Front Glass Door
- 9 Rear Vented Dual Door
- 10 Side panel - Vented
- 11 Fan Trays
- 12 Gland Plates
- 13 Slam Latches
- 14 CAM Lock
- 15 Casters
- 16 Levelers
- 17 Lifting Bolts



TOP VIEW



FRONT VIEW



SIDE VIEW - RHS

Product Features

- ◆ Conforms to DIN 41494 OR equivalent ISO Standards.
- ◆ Modular construction ready to assemble kits.
- ◆ Aluminum extrusion for better and higher load capacity.
- ◆ Four numbers adjustable, 19" vertical with punched 10mm. square hole and universal 12.7mm - 15.875mm - 18.875mm. Alternative hole pattern offers greater mounting flexibility, maximizes usable mounting space.
- ◆ Printed "U" positions.
- ◆ State-of-the-art manufacturing methods provide the best product quality and faster delivery in the industry
- ◆ Powder coated finish with Seven tank pre-treatment process meeting all industry standards.
- ◆ Grounding and Bonding options.
- ◆ 100% assured compatibility with all equipment conforming to DIN 41494 (General industrial standard for equipment)

Optional Accessories:

- ◆ Front Doors of Toughened Glass/ Perforated
- ◆ Rear Steel Doors venting options / Hexagonal Perforated
- ◆ Stationary and Sliding Shelves
- ◆ Cantilever Shelves
- ◆ Equipment Support Angles
- ◆ Cooling Fans
- ◆ Cable Management Accessories
- ◆ AC Mains Channels
- ◆ Earth Continuity Kit
- ◆ Casters with foot-operated brakes
- ◆ Captive Mounting Hardware
- ◆ Fire Alarm Unit
- ◆ Fan tray with Electronic Controller
- ◆ Digital Locks
- ◆ Temperature Indicator

Technical Data

RACK STANDARD	Conforms to DIN 41494 or equivalent standard
CONSTRUCTION	Fully knockdown
BASIC FRAME	Aluminum profile with steel end frame assembly top and bottom
FRONT DOOR	Lockable toughened Glass / perforate
REAR DOOR	Lockable vented / perforated single / dual with 63% perforation.
SIDE PANEL	Vented with slam latches and lock provision.
EQUIPMENT MOUNTING	DIN Standard 10mm. Square slots
19" MOUNTING ANGLE	Formed steel 2mm thick fully accessible
STANDARD FINISH	Powder Coating
STANDARD COLOR	RAL 7037 (Dark Grey) for the frame and RAL 7035 (Light Grey) for doors and panels or RAL 9005 Black
TOP AND BOTTOM	With necessary ventilation and Cable entry cut-outs
STANDARD MOUNTING OPTION	Castor wheels (2 wheels with brake and rear without brake) with levelers / Base frame
STATIC LOAD	300 kgs with castors/wheels and plinth (Recommended to distribute the load along with U space in the rack)

Product Codes and Dimensions

PART CODE	Total Height in MM (H)	Usable Height in U (H)	Total Width in MM (W)	Usable Width in Inches (W)	Total Depth in MM (D)	Usable Depth in MM (D)
MRS-CY-6080-36U	1883	36U	600	19"	800	720

1U = 44.45 mm / 1.75 Inch

Note:

1. Other models can be manufactured on request.
2. It is recommended to distribute the load along with "U" space in the rack.
3. All dimensions are in mm.



MODULAR RACK SYSTEMS PVT. LTD.

No. 189 & 190, Nadikerappa Industrial Estate, Hegganahalli, Vishwanedam Post, Bangalore-560 091 INDIA • Tel: +91 80 28365042 • Fax: +91 80 28367881
Mobile: +91 9108220086 • Email: admin@mrsrack.com



Innovations Customized

MRS[®]
MODULAR
RACK SYSTEMS PVT LTD

FLOOR MOUNT

**CY
ENCLOSURES**





CERTIFIED

MRS floor mount CY racks are specially designed for Server / Networking / Audio-Video / Data Centre and Lab applications.

MRS floor mount CY racks are made of heavy-duty aluminum vertical profiles and with cold-rolled steel sheet and preceded with CNC. Punching, forming, welding, and powder coated to meet Industrial, ISO 9001-2015 and 14001-2015 standards. All product manufactured by MRS conforms to or exceeds UL standards and relevant international requirements and tests.

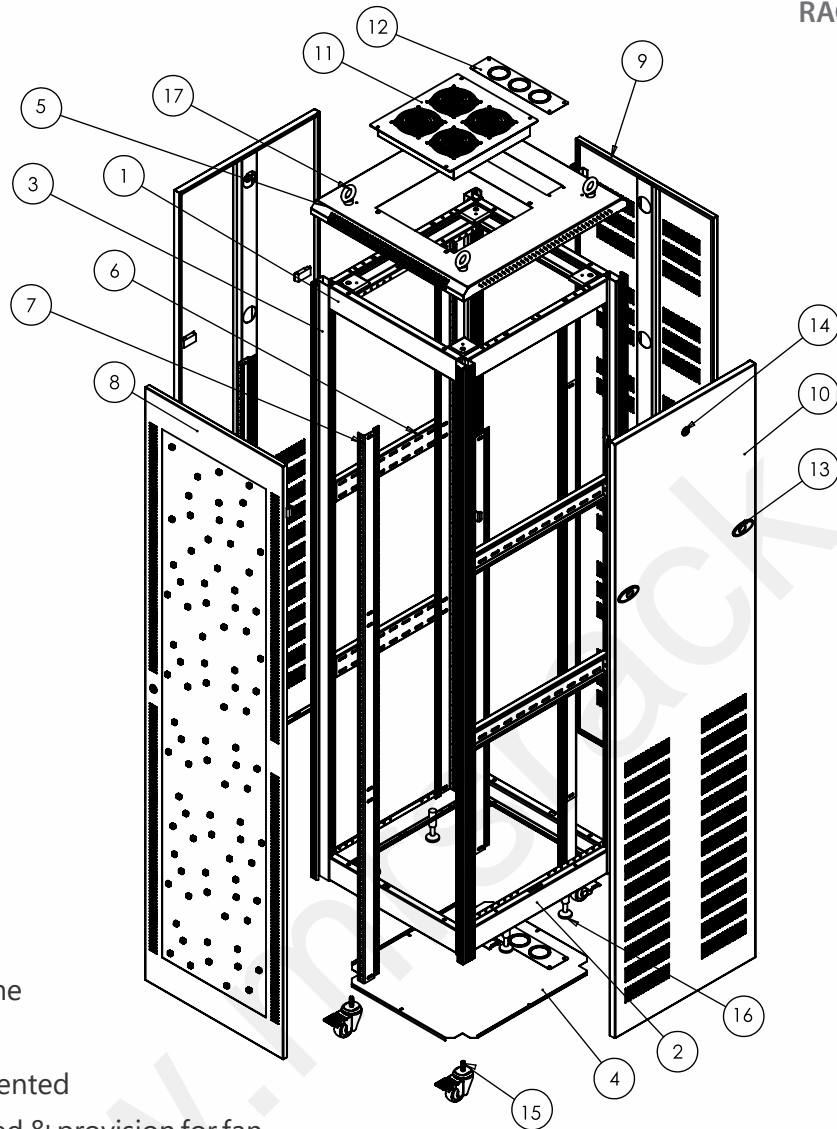
MRS floor mount CY racks are in knockdown construction with 4 pillars Aluminum extrusion profile with top and bottom steel end frame supported by 6 nos. of depth members for extra rigidity.

MRS floor mount CY racks are having a ventilated top and bottom cover with cut-out for cable access, provision for fans, and fan tray mounting. Front single or dual doors glass/Vented/Plain/Perforated (Flat/Convex) with single or 3 point locks, Rear single/dual door with vented/perforated/plain with single or 3 point locks. Side panels partially vented/plain and for 1000 - 1200 mm. deep rack will be configured with dual side panels. Racks with 4 nos. of heavy-duty caster wheels (2 with brake and 2 nos. without brake) along with adjustable legs/plinth.

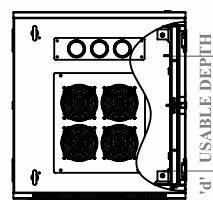
Available in 17U~47U variants with 600 & 800mm width configuration and 600, 800, 1000 & 1200mm. Depth configurations.

Floor Mount CY Enclosures - MRS-CY-6080-42U

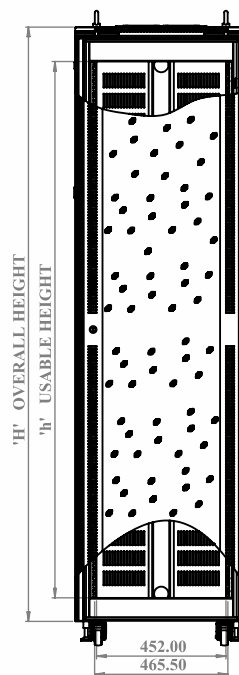
PRODUCT DETAILS



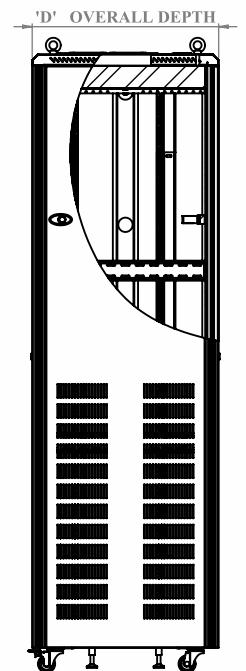
- 1 Top End Frame
- 2 Bottom End Frame
- 3 Vertical
- 4 Bottom Panel - Vented
- 5 Top Panel – Vented & provision for fan
- 6 C Channel
- 7 L Angle
- 8 Front Glass Door
- 9 Rear Perforated Door
- 10 Horizontally Split Side panel Vented
- 11 Fan Trays
- 12 Gland Plates
- 13 Slam Latches
- 14 CAM Lock
- 15 Casters
- 16 Levelers
- 17 Lifting Bolts
- 18 Reducer Channel
- 19 Loops
- 20 Window Mold



TOP VIEW



FRONT VIEW



SIDE VIEW - RHS

Product Features

- ◆ Conforms to DIN 41494 OR equivalent ISO Standards.
- ◆ Modular construction ready to assemble kits.
- ◆ Aluminum extrusion for better and higher load capacity.
- ◆ Four numbers adjustable, 19" vertical with punched 10mm. square hole and universal 12.7mm - 15.875mm - 18.875mm. Alternative hole pattern offers greater mounting flexibility, maximizes usable mounting space.
- ◆ Printed "U" positions.
- ◆ State-of-the-art manufacturing methods provide the best product quality and faster delivery in the industry
- ◆ Powder coated finish with Seven tank pre-treatment process meeting all industry standards.
- ◆ Grounding and Bonding options.
- ◆ 100% assured compatibility with all equipment confirming to DIN 41494 (General industrial standard for equipment)

Optional Accessories:

- ◆ Front Doors of Toughened Glass/ Perforated
- ◆ Rear Steel Doors venting options / Hexagonal Perforated
- ◆ Stationary and Sliding Shelves
- ◆ Cantilever Shelves
- ◆ Equipment Support Angles
- ◆ Cooling Fans
- ◆ Cable Management Accessories
- ◆ AC Mains Channels
- ◆ Earth Continuity Kit
- ◆ Casters with foot-operated brakes
- ◆ Captive Mounting Hardware
- ◆ Fire Alarm Unit
- ◆ Fan tray with Electronic Controller
- ◆ Digital Locks
- ◆ Temperature Indicator

Technical Data

RACK STANDARD	Conforms to DIN 41494 or equivalent standard
CONSTRUCTION	Fully knockdown
BASIC FRAME	Aluminum profile with steel end frame assembly top and bottom
FRONT DOOR	Lockable toughened Glass / perforate
REAR DOOR	Lockable vented / perforated single / dual with 63% perforation.
SIDE PANEL	Vented with slam latches and lock provision.
EQUIPMENT MOUNTING	DIN Standard 10mm. Square slots
19" MOUNTING ANGLE	Formed steel 2mm thick fully accessible
STANDARD FINISH	Powder Coating
STANDARD COLOR	RAL 7037 (Dark Grey) for the frame and RAL 7035 (Light Grey) for doors and panels or RAL 9005 Black
TOP AND BOTTOM	With necessary ventilation and Cable entry cut-outs
STANDARD MOUNTING OPTION	Castor wheels (2 wheels with brake and rear without brake) with levelers / Base frame
STATIC LOAD	750 kgs with castors, 1200 kgs with base frame/plinth. (Recommended to distribute the load along with U space in the rack)

Product Codes and Dimensions

PART CODE	Total Height in MM (H)	Usable Height in U (H)	Total Width in MM (W)	Usable Width in Inches (W)	Total Depth in MM (D)	Usable Depth in MM (D)
MRS-CY-6080-42U	2150	42U	600	19"	800	720

1U = 44.45 mm / 1.75 Inch

Note:

1. Other models can be manufactured on request.
2. It is recommended to distribute the load along with "U" space in the rack.
3. All dimensions are in mm.



MODULAR RACK SYSTEMS PVT. LTD.

No. 189 & 190, Nadikerappa Industrial Estate, Hegganahalli, Vishwanedam Post, Bangalore-560 091 INDIA • Tel: +91 80 28365042 • Fax: +91 80 28367881
Mobile: +91 9108220086 • Email: admin@mrsrack.com



Innovations Customized

MRS[®]
MODULAR
RACK SYSTEMS PVT LTD

FLOOR MOUNT

**CY
ENCLOSURES**





CERTIFIED

MRS floor mount CY racks are specially designed for Server / Networking / Audio-Video / Data Centre and Lab applications.

MRS floor mount CY racks are made of heavy-duty aluminum vertical profiles and with cold-rolled steel sheet and preceded with CNC. Punching, forming, welding, and powder coated to meet Industrial, ISO 9001-2015 and 14001-2015 standards. All product manufactured by MRS conforms to or exceeds UL standards and relevant international requirements and tests.

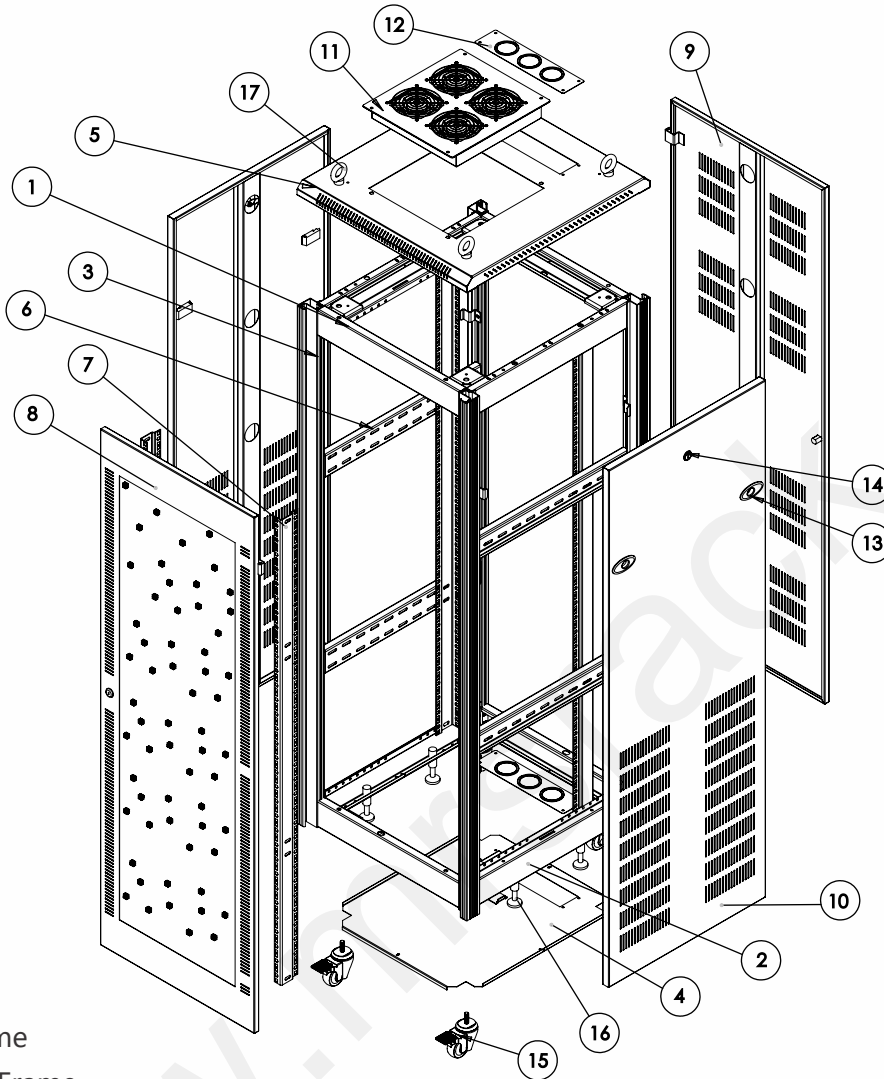
MRS floor mount CY racks are in knockdown construction with 4 pillars Aluminum extrusion profile with top and bottom steel end frame supported by 6 nos. of depth members for extra rigidity.

MRS floor mount CY racks are having a ventilated top and bottom cover with cut-out for cable access, provision for fans, and fan tray mounting. Front single or dual doors glass/Vented/Plain/Perforated (Flat/Convex) with single or 3 point locks, Rear single/dual door with vented/perforated/plain with single or 3 point locks. Side panels partially vented/plain and for 1000 - 1200 mm. deep rack will be configured with dual side panels. Racks with 4 nos. of heavy-duty caster wheels (2 with brake and 2 nos. without brake) along with adjustable legs/plinth.

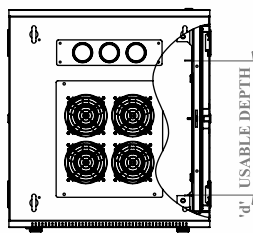
Available in 17U~47U variants with 600 & 800mm width configuration and 600, 800, 1000 & 1200mm. Depth configurations.

Floor Mount CY Enclosures - MRS-CY-8010-27U

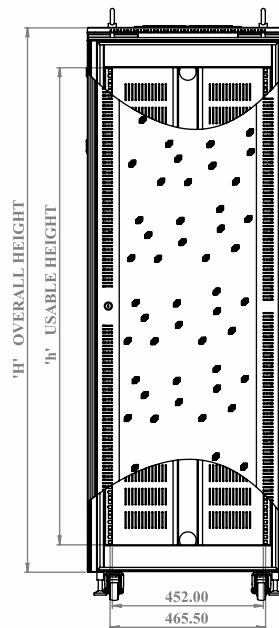
PRODUCT DETAILS



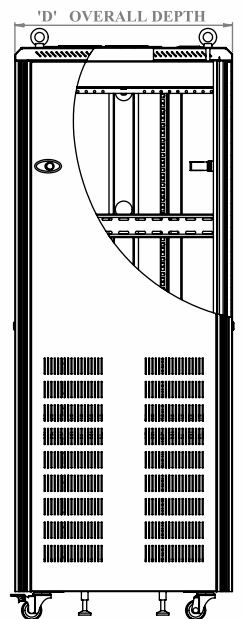
- 1 Top End Frame
- 2 Bottom End Frame
- 3 Vertical
- 4 Bottom Panel - Vented
- 5 Top Panel – Vented & provision for fan
- 6 C Channel
- 7 L Angle
- 8 Front Glass Door
- 9 Rear Vented Dual Door
- 10 Side panel - Vented
- 11 Fan Trays
- 12 Gland Plates
- 13 Slam Latches
- 14 CAM Lock
- 15 Casters
- 16 Levelers
- 17 Lifting Bolts



TOP VIEW



FRONT VIEW



SIDE VIEW - RHS

Product Features

- ◆ Conforms to DIN 41494 OR equivalent ISO Standards.
- ◆ Modular construction ready to assemble kits.
- ◆ Aluminum extrusion for better and higher load capacity.
- ◆ Four numbers adjustable, 19" vertical with punched 10mm. square hole and universal 12.7mm - 15.875mm - 18.875mm. Alternative hole pattern offers greater mounting flexibility, maximizes usable mounting space.
- ◆ Printed "U" positions.
- ◆ State-of-the-art manufacturing methods provide the best product quality and faster delivery in the industry
- ◆ Powder coated finish with Seven tank pre-treatment process meeting all industry standards.
- ◆ Grounding and Bonding options.
- ◆ 100% assured compatibility with all equipment confirming to DIN 41494 (General industrial standard for equipment)

Optional Accessories:

- ◆ Front Doors of Toughened Glass/ Perforated
- ◆ Rear Steel Doors venting options / Hexagonal Perforated
- ◆ Stationary and Sliding Shelves
- ◆ Cantilever Shelves
- ◆ Equipment Support Angles
- ◆ Cooling Fans
- ◆ Cable Management Accessories
- ◆ AC Mains Channels
- ◆ Earth Continuity Kit
- ◆ Casters with foot-operated brakes
- ◆ Captive Mounting Hardware
- ◆ Fire Alarm Unit
- ◆ Fan tray with Electronic Controller
- ◆ Digital Locks
- ◆ Temperature Indicator

Technical Data

RACK STANDARD	Conforms to DIN 41494 or equivalent standard
CONSTRUCTION	Fully knockdown
BASIC FRAME	Aluminum profile with steel end frame assembly top and bottom
FRONT DOOR	Lockable toughened Glass / perforate
REAR DOOR	Lockable vented / perforated single / dual with 63% perforation.
SIDE PANEL	Vented with slam latches and lock provision.
EQUIPMENT MOUNTING	DIN Standard 10mm. Square slots
19" MOUNTING ANGLE	Formed steel 2mm thick fully accessible
STANDARD FINISH	Powder Coating
STANDARD COLOR	RAL 7037 (Dark Grey) for the frame and RAL 7035 (Light Grey) for doors and panels or RAL 9005 Black
TOP AND BOTTOM	With necessary ventilation and Cable entry cut-outs
STANDARD MOUNTING OPTION	Castor wheels (2 wheels with brake and rear without brake) with levelers / Base frame
STATIC LOAD	500 kgs with castors/wheels and plinth (Recommended to distribute the load along with U space in the rack)

Product Codes and Dimensions

PART CODE	Total Height in MM (H)	Usable Height in U (H)	Total Width in MM (W)	Usable Width in Inches (W)	Total Depth in MM (D)	Usable Depth in MM (D)
MRS-CY-8010-27U	1483	27U	800	19"	1000	920

1U = 44.45 mm / 1.75 Inch

Note:

1. Other models can be manufactured on request.
2. It is recommended to distribute the load along with "U" space in the rack.
3. All dimensions are in mm.



MODULAR RACK SYSTEMS PVT. LTD.

No. 189 & 190, Nadikerappa Industrial Estate, Hegganahalli, Vishwanedam Post, Bangalore-560 091 INDIA • Tel: +91 80 28365042 • Fax: +91 80 28367881
Mobile: +91 9108220086 • Email: admin@mrsrack.com



Innovations Customized

FLOOR MOUNT

**CY
ENCLOSURES**





MRS floor mount CY racks are specially designed for Server / Networking / Audio-Video / Data Centre and Lab applications.

MRS floor mount CY racks are made of heavy-duty aluminum vertical profiles and with cold-rolled steel sheet and preceded with CNC. Punching, forming, welding, and powder coated to meet Industrial, ISO 9001-2015 and 14001-2015 standards. All product manufactured by MRS conforms to or exceeds UL standards and relevant international requirements and tests.

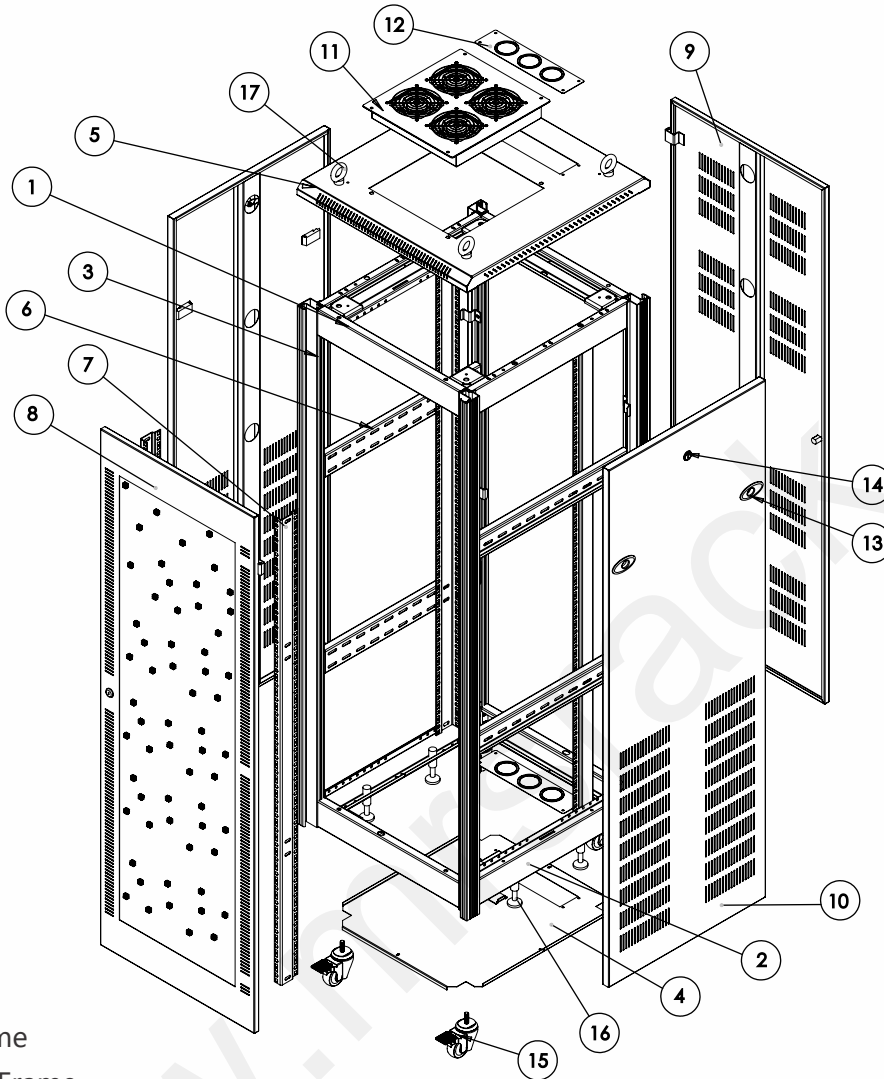
MRS floor mount CY racks are in knockdown construction with 4 pillars Aluminum extrusion profile with top and bottom steel end frame supported by 6 nos. of depth members for extra rigidity.

MRS floor mount CY racks are having a ventilated top and bottom cover with cut-out for cable access, provision for fans, and fan tray mounting. Front single or dual doors glass/Vented/Plain/Perforated (Flat/Convex) with single or 3 point locks, Rear single/dual door with vented/perforated/plain with single or 3 point locks. Side panels partially vented/plain and for 1000 - 1200 mm. deep rack will be configured with dual side panels. Racks with 4 nos. of heavy-duty caster wheels (2 with brake and 2 nos. without brake) along with adjustable legs/plinth.

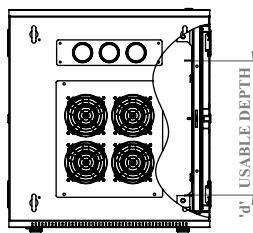
Available in 17U~47U variants with 600 & 800mm width configuration and 600, 800, 1000 & 1200mm. Depth configurations.

Floor Mount CY Enclosures - MRS-CY-8010-32U

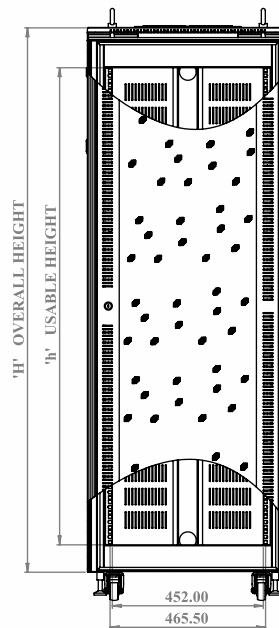
PRODUCT DETAILS



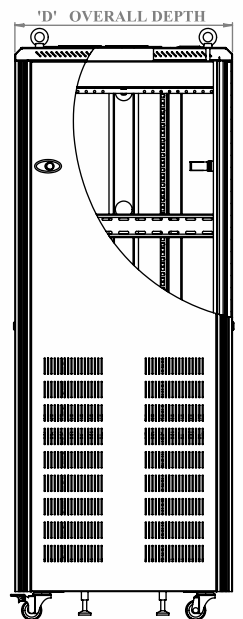
- 1 Top End Frame
- 2 Bottom End Frame
- 3 Vertical
- 4 Bottom Panel - Vented
- 5 Top Panel – Vented & provision for fan
- 6 C Channel
- 7 L Angle
- 8 Front Glass Door
- 9 Rear Vented Dual Door
- 10 Side panel - Vented
- 11 Fan Trays
- 12 Gland Plates
- 13 Slam Latches
- 14 CAM Lock
- 15 Casters
- 16 Levelers
- 17 Lifting Bolts



TOP VIEW



FRONT VIEW



SIDE VIEW - RHS

Product Features

- ◆ Conforms to DIN 41494 OR equivalent ISO Standards.
- ◆ Modular construction ready to assemble kits.
- ◆ Aluminum extrusion for better and higher load capacity.
- ◆ Four numbers adjustable, 19" vertical with punched 10mm. square hole and universal 12.7mm - 15.875mm - 18.875mm. Alternative hole pattern offers greater mounting flexibility, maximizes usable mounting space.
- ◆ Printed "U" positions.
- ◆ State-of-the-art manufacturing methods provide the best product quality and faster delivery in the industry
- ◆ Powder coated finish with Seven tank pre-treatment process meeting all industry standards.
- ◆ Grounding and Bonding options.
- ◆ 100% assured compatibility with all equipment confirming to DIN 41494 (General industrial standard for equipment)

Optional Accessories:

- ◆ Front Doors of Toughened Glass/ Perforated
- ◆ Rear Steel Doors venting options / Hexagonal Perforated
- ◆ Stationary and Sliding Shelves
- ◆ Cantilever Shelves
- ◆ Equipment Support Angles
- ◆ Cooling Fans
- ◆ Cable Management Accessories
- ◆ AC Mains Channels
- ◆ Earth Continuity Kit
- ◆ Casters with foot-operated brakes
- ◆ Captive Mounting Hardware
- ◆ Fire Alarm Unit
- ◆ Fan tray with Electronic Controller
- ◆ Digital Locks
- ◆ Temperature Indicator

Technical Data

RACK STANDARD	Conforms to DIN 41494 or equivalent standard
CONSTRUCTION	Fully knockdown
BASIC FRAME	Aluminum profile with steel end frame assembly top and bottom
FRONT DOOR	Lockable toughened Glass / perforate
REAR DOOR	Lockable vented / perforated single / dual with 63% perforation.
SIDE PANEL	Vented with slam latches and lock provision.
EQUIPMENT MOUNTING	DIN Standard 10mm. Square slots
19" MOUNTING ANGLE	Formed steel 2mm thick fully accessible
STANDARD FINISH	Powder Coating
STANDARD COLOR	RAL 7037 (Dark Grey) for the frame and RAL 7035 (Light Grey) for doors and panels or RAL 9005 Black
TOP AND BOTTOM	With necessary ventilation and Cable entry cut-outs
STANDARD MOUNTING OPTION	Castor wheels (2 wheels with brake and rear without brake) with levelers / Base frame
STATIC LOAD	500 kgs with castors/wheels and plinth (Recommended to distribute the load along with U space in the rack)

Product Codes and Dimensions

PART CODE	Total Height in MM (H)	Usable Height in U (H)	Total Width in MM (W)	Usable Width in Inches (W)	Total Depth in MM (D)	Usable Depth in MM (D)
MRS-CY-8010-32U	1705	32U	800	19"	1000	920

1U = 44.45 mm / 1.75 Inch

Note:

1. Other models can be manufactured on request.
2. It is recommended to distribute the load along with "U" space in the rack.
3. All dimensions are in mm.



MODULAR RACK SYSTEMS PVT. LTD.

No. 189 & 190, Nadikerappa Industrial Estate, Hegganahalli, Vishwanedam Post, Bangalore-560 091 INDIA • Tel: +91 80 28365042 • Fax: +91 80 28367881
Mobile: +91 9108220086 • Email: admin@mrsrack.com



Innovations Customized

MRS[®]
MODULAR
RACK SYSTEMS PVT LTD

FLOOR MOUNT

**CY
ENCLOSURES**





MRS floor mount CY racks are specially designed for Server / Networking / Audio-Video / Data Centre and Lab applications.

MRS floor mount CY racks are made of heavy-duty aluminum vertical profiles and with cold-rolled steel sheet and preceded with CNC. Punching, forming, welding, and powder coated to meet Industrial, ISO 9001-2015 and 14001-2015 standards. All product manufactured by MRS conforms to or exceeds UL standards and relevant international requirements and tests.

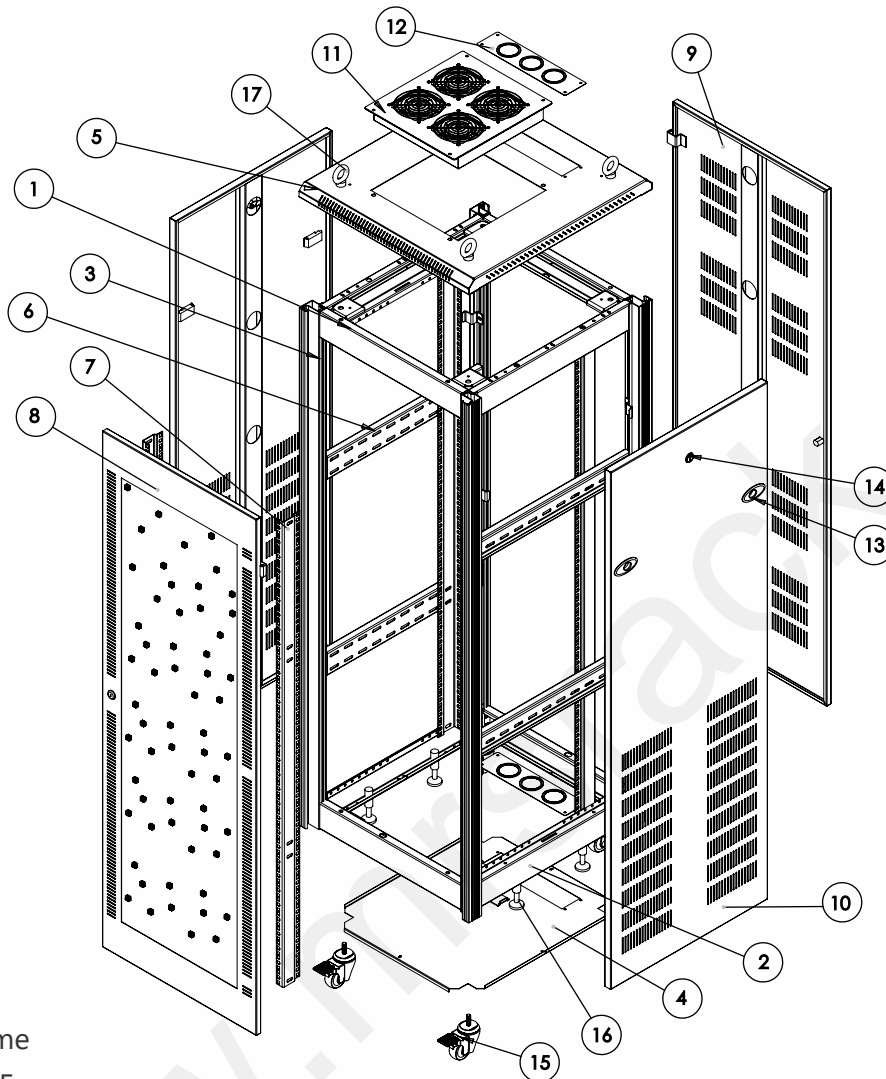
MRS floor mount CY racks are in knockdown construction with 4 pillars Aluminum extrusion profile with top and bottom steel end frame supported by 6 nos. of depth members for extra rigidity.

MRS floor mount CY racks are having a ventilated top and bottom cover with cut-out for cable access, provision for fans, and fan tray mounting. Front single or dual doors glass/Vented/Plain/Perforated (Flat/Convex) with single or 3 point locks, Rear single/dual door with vented/perforated/plain with single or 3 point locks. Side panels partially vented/plain and for 1000 - 1200 mm. deep rack will be configured with dual side panels. Racks with 4 nos. of heavy-duty caster wheels (2 with brake and 2 nos. without brake) along with adjustable legs/plinth.

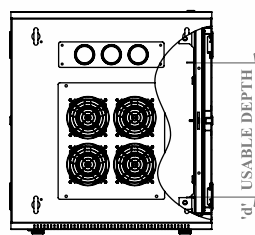
Available in 17U~47U variants with 600 & 800mm width configuration and 600, 800, 1000 & 1200mm. Depth configurations.

Floor Mount CY Enclosures - MRS-CY-8010-36U

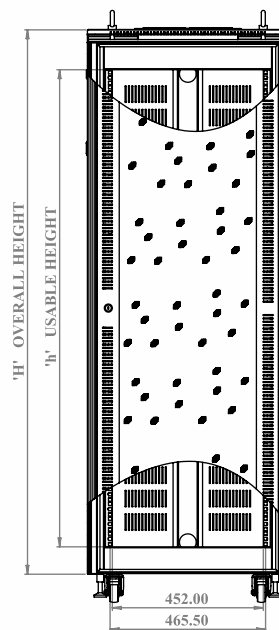
PRODUCT DETAILS



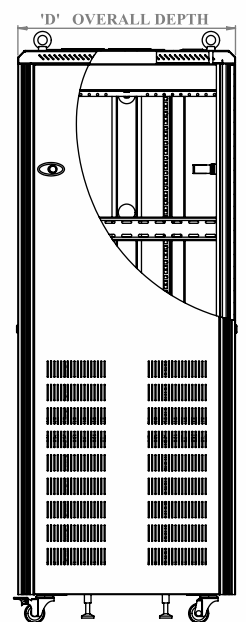
- 1 Top End Frame
- 2 Bottom End Frame
- 3 Vertical
- 4 Bottom Panel - Vented
- 5 Top Panel – Vented & provision for fan
- 6 C Channel
- 7 L Angle
- 8 Front Glass Door
- 9 Rear Vented Dual Door
- 10 Side panel - Vented
- 11 Fan Trays
- 12 Gland Plates
- 13 Slam Latches
- 14 CAM Lock
- 15 Casters
- 16 Levelers
- 17 Lifting Bolts



TOP VIEW



FRONT VIEW



SIDE VIEW - RHS

Product Features

- ◆ Conforms to DIN 41494 OR equivalent ISO Standards.
- ◆ Modular construction ready to assemble kits.
- ◆ Aluminum extrusion for better and higher load capacity.
- ◆ Four numbers adjustable, 19" vertical with punched 10mm. square hole and universal 12.7mm - 15.875mm - 18.875mm. Alternative hole pattern offers greater mounting flexibility, maximizes usable mounting space.
- ◆ Printed "U" positions.
- ◆ State-of-the-art manufacturing methods provide the best product quality and faster delivery in the industry
- ◆ Powder coated finish with Seven tank pre-treatment process meeting all industry standards.
- ◆ Grounding and Bonding options.
- ◆ 100% assured compatibility with all equipment conforming to DIN 41494 (General industrial standard for equipment)

Optional Accessories:

- ◆ Front Doors of Toughened Glass/ Perforated
- ◆ Rear Steel Doors venting options / Hexagonal Perforated
- ◆ Stationary and Sliding Shelves
- ◆ Cantilever Shelves
- ◆ Equipment Support Angles
- ◆ Cooling Fans
- ◆ Cable Management Accessories
- ◆ AC Mains Channels
- ◆ Earth Continuity Kit
- ◆ Casters with foot-operated brakes
- ◆ Captive Mounting Hardware
- ◆ Fire Alarm Unit
- ◆ Fan tray with Electronic Controller
- ◆ Digital Locks
- ◆ Temperature Indicator

Technical Data

RACK STANDARD	Conforms to DIN 41494 or equivalent standard
CONSTRUCTION	Fully knockdown
BASIC FRAME	Aluminum profile with steel end frame assembly top and bottom
FRONT DOOR	Lockable toughened Glass / perforate
REAR DOOR	Lockable vented / perforated single / dual with 63% perforation.
SIDE PANEL	Vented with slam latches and lock provision.
EQUIPMENT MOUNTING	DIN Standard 10mm. Square slots
19" MOUNTING ANGLE	Formed steel 2mm thick fully accessible
STANDARD FINISH	Powder Coating
STANDARD COLOR	RAL 7037 (Dark Grey) for the frame and RAL 7035 (Light Grey) for doors and panels or RAL 9005 Black
TOP AND BOTTOM	With necessary ventilation and Cable entry cut-outs
STANDARD MOUNTING OPTION	Castor wheels (2 wheels with brake and rear without brake) with levelers / Base frame
STATIC LOAD	500 kgs with castors/wheels and plinth (Recommended to distribute the load along with U space in the rack)

Product Codes and Dimensions

PART CODE	Total Height in MM (H)	Usable Height in U (H)	Total Width in MM (W)	Usable Width in Inches (W)	Total Depth in MM (D)	Usable Depth in MM (D)
MRS-CY-8010-36U	1883	36U	800	19"	1000	920

1U = 44.45 mm / 1.75 Inch

Note:

1. Other models can be manufactured on request.
2. It is recommended to distribute the load along with "U" space in the rack.
3. All dimensions are in mm.



MODULAR RACK SYSTEMS PVT. LTD.

No. 189 & 190, Nadikerappa Industrial Estate, Hegganahalli, Vishwanedam Post, Bangalore-560 091 INDIA • Tel: +91 80 28365042 • Fax: +91 80 28367881
Mobile: +91 9108220086 • Email: admin@mrsrack.com



Innovations Customized

MRS[®]
MODULAR
RACK SYSTEMS PVT LTD

FLOOR MOUNT

**CY
ENCLOSURES**





CERTIFIED

MRS floor mount CY racks are specially designed for Server / Networking / Audio-Video / Data Centre and Lab applications.

MRS floor mount CY racks are made of heavy-duty aluminum vertical profiles and with cold-rolled steel sheet and preceded with CNC. Punching, forming, welding, and powder coated to meet Industrial, ISO 9001-2015 and 14001-2015 standards. All product manufactured by MRS conforms to or exceeds UL standards and relevant international requirements and tests.

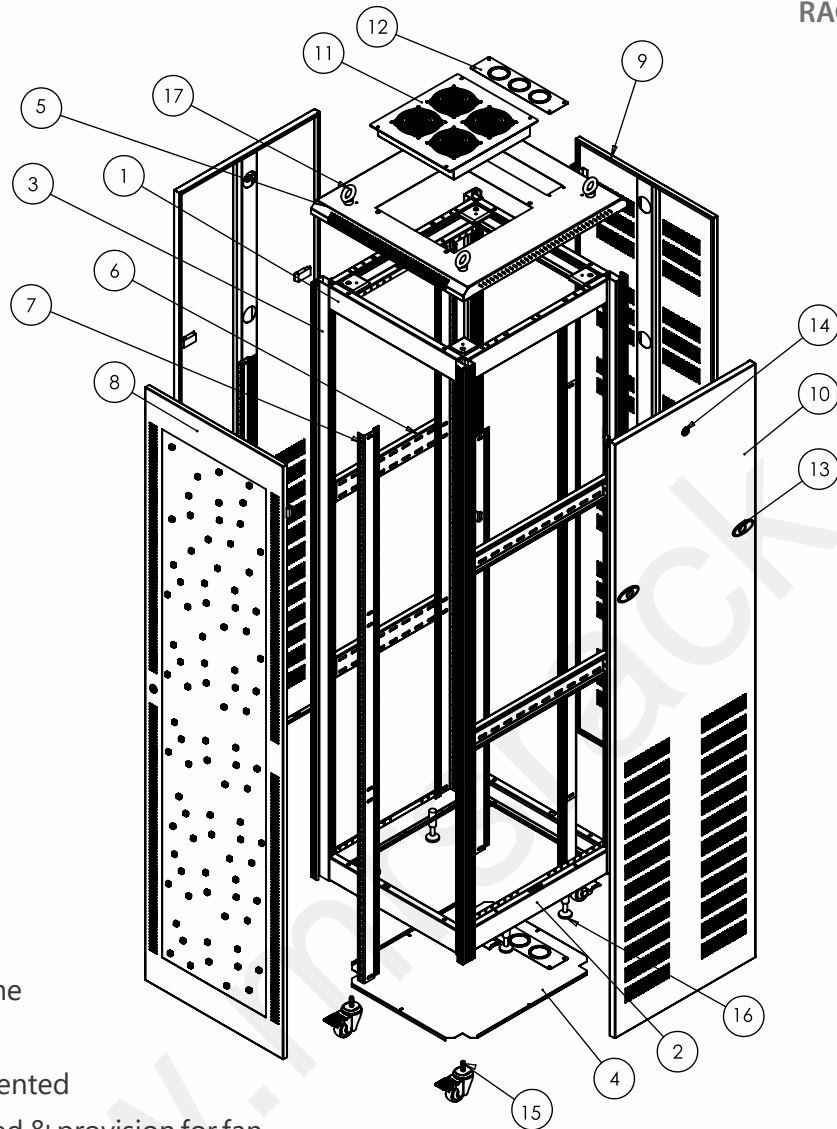
MRS floor mount CY racks are in knockdown construction with 4 pillars Aluminum extrusion profile with top and bottom steel end frame supported by 6 nos. of depth members for extra rigidity.

MRS floor mount CY racks are having a ventilated top and bottom cover with cut-out for cable access, provision for fans, and fan tray mounting. Front single or dual doors glass/Vented/Plain/Perforated (Flat/Convex) with single or 3 point locks, Rear single/dual door with vented/perforated/plain with single or 3 point locks. Side panels partially vented/plain and for 1000 - 1200 mm. deep rack will be configured with dual side panels. Racks with 4 nos. of heavy-duty caster wheels (2 with brake and 2 nos. without brake) along with adjustable legs/plinth.

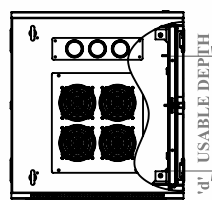
Available in 17U~47U variants with 600 & 800mm width configuration and 600, 800, 1000 & 1200mm. Depth configurations.

Floor Mount CY Enclosures - MRS-CY-8010-42U

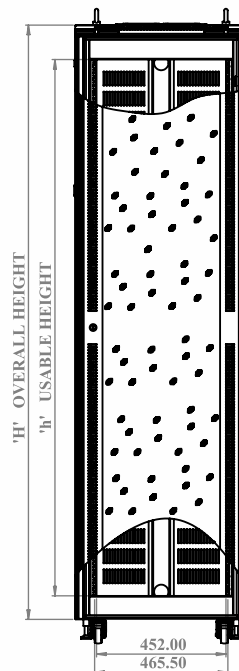
PRODUCT DETAILS



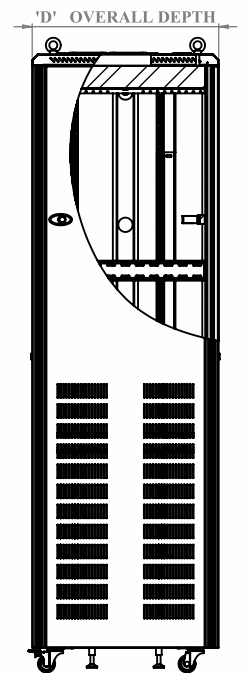
- 1 Top End Frame
- 2 Bottom End Frame
- 3 Vertical
- 4 Bottom Panel - Vented
- 5 Top Panel – Vented & provision for fan
- 6 C Channel
- 7 L Angle
- 8 Front Glass Door
- 9 Rear Perforated Door
- 10 Horizontally Split Side panel Vented
- 11 Fan Trays
- 12 Gland Plates
- 13 Slam Latches
- 14 CAM Lock
- 15 Casters
- 16 Levelers
- 17 Lifting Bolts
- 18 Reducer Channel
- 19 Loops
- 20 Window Mold



TOP VIEW



FRONT VIEW



SIDE VIEW - RHS

Product Features

- ◆ Conforms to DIN 41494 OR equivalent ISO Standards.
- ◆ Modular construction ready to assemble kits.
- ◆ Aluminum extrusion for better and higher load capacity.
- ◆ Four numbers adjustable, 19" vertical with punched 10mm. square hole and universal 12.7mm - 15.875mm - 18.875mm. Alternative hole pattern offers greater mounting flexibility, maximizes usable mounting space.
- ◆ Printed "U" positions.
- ◆ State-of-the-art manufacturing methods provide the best product quality and faster delivery in the industry
- ◆ Powder coated finish with Seven tank pre-treatment process meeting all industry standards.
- ◆ Grounding and Bonding options.
- ◆ 100% assured compatibility with all equipment confirming to DIN 41494 (General industrial standard for equipment)

Optional Accessories:

- ◆ Front Doors of Toughened Glass/ Perforated
- ◆ Rear Steel Doors venting options / Hexagonal Perforated
- ◆ Stationary and Sliding Shelves
- ◆ Cantilever Shelves
- ◆ Equipment Support Angles
- ◆ Cooling Fans
- ◆ Cable Management Accessories
- ◆ AC Mains Channels
- ◆ Earth Continuity Kit
- ◆ Casters with foot-operated brakes
- ◆ Captive Mounting Hardware
- ◆ Fire Alarm Unit
- ◆ Fan tray with Electronic Controller
- ◆ Digital Locks
- ◆ Temperature Indicator

Technical Data

RACK STANDARD	Conforms to DIN 41494 or equivalent standard
CONSTRUCTION	Fully knockdown
BASIC FRAME	Aluminum profile with steel end frame assembly top and bottom
FRONT DOOR	Lockable toughened Glass / perforate
REAR DOOR	Lockable vented / perforated single / dual with 63% perforation.
SIDE PANEL	Vented with slam latches and lock provision.
EQUIPMENT MOUNTING	DIN Standard 10mm. Square slots
19" MOUNTING ANGLE	Formed steel 2mm thick fully accessible
STANDARD FINISH	Powder Coating
STANDARD COLOR	RAL 7037 (Dark Grey) for the frame and RAL 7035 (Light Grey) for doors and panels or RAL 9005 Black
TOP AND BOTTOM	With necessary ventilation and Cable entry cut-outs
STANDARD MOUNTING OPTION	Castor wheels (2 wheels with brake and rear without brake) with levelers / Base frame
STATIC LOAD	750 kgs with castors, 1200 kgs with base frame/plinth. (Recommended to distribute the load along with U space in the rack)

Product Codes and Dimensions

PART CODE	Total Height in MM (H)	Usable Height in U (H)	Total Width in MM (W)	Usable Width in Inches (W)	Total Depth in MM (D)	Usable Depth in MM (D)
MRS-CY-8010-42U	2150	42U	800	19"	1000	920

1U = 44.45 mm / 1.75 Inch

Note:

1. Other models can be manufactured on request.
2. It is recommended to distribute the load along with "U" space in the rack.
3. All dimensions are in mm.



MODULAR RACK SYSTEMS PVT. LTD.

No. 189 & 190, Nadikerappa Industrial Estate, Hegganahalli, Vishwanedam Post, Bangalore-560 091 INDIA • Tel: +91 80 28365042 • Fax: +91 80 28367881
Mobile: +91 9108220086 • Email: admin@mrsrack.com



Innovations Customized

MRS[®]
MODULAR
RACK SYSTEMS PVT LTD

FLOOR MOUNT

**CY
ENCLOSURES**





CERTIFIED

MRS floor mount CY racks are specially designed for Server / Networking / Audio-Video / Data Centre and Lab applications.

MRS floor mount CY racks are made of heavy-duty aluminum vertical profiles and with cold-rolled steel sheet and preceded with CNC. Punching, forming, welding, and powder coated to meet Industrial, ISO 9001-2015 and 14001-2015 standards. All product manufactured by MRS conforms to or exceeds UL standards and relevant international requirements and tests.

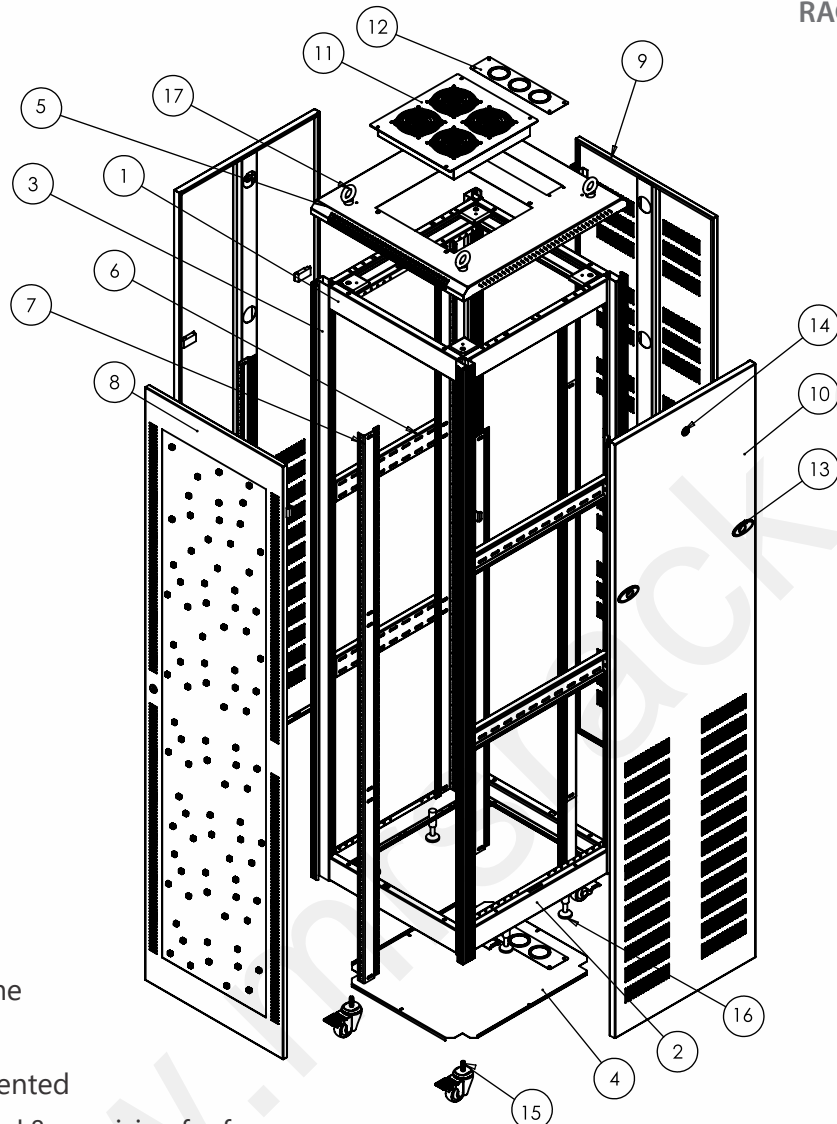
MRS floor mount CY racks are in knockdown construction with 4 pillars Aluminum extrusion profile with top and bottom steel end frame supported by 6 nos. of depth members for extra rigidity.

MRS floor mount CY racks are having a ventilated top and bottom cover with cut-out for cable access, provision for fans, and fan tray mounting. Front single or dual doors glass/Vented/Plain/Perforated (Flat/Convex) with single or 3 point locks, Rear single/dual door with vented/perforated/plain with single or 3 point locks. Side panels partially vented/plain and for 1000 - 1200 mm. deep rack will be configured with dual side panels. Racks with 4 nos. of heavy-duty caster wheels (2 with brake and 2 nos. without brake) along with adjustable legs/plinth.

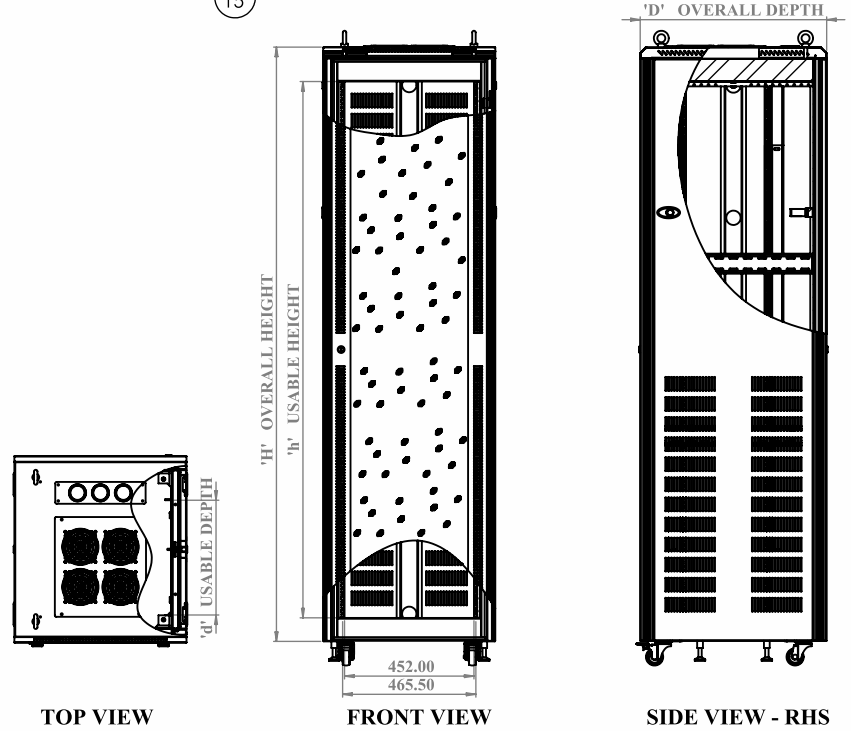
Available in 17U~47U variants with 600 & 800mm width configuration and 600, 800, 1000 & 1200mm. Depth configurations.

Floor Mount CY Enclosures - MRS-CY-8012-42U

PRODUCT DETAILS



- 1 Top End Frame
- 2 Bottom End Frame
- 3 Vertical
- 4 Bottom Panel - Vented
- 5 Top Panel – Vented & provision for fan
- 6 C Channel
- 7 L Angle
- 8 Front Glass Door
- 9 Rear Perforated Door
- 10 Horizontally Split Side panel Vented
- 11 Fan Trays
- 12 Gland Plates
- 13 Slam Latches
- 14 CAM Lock
- 15 Casters
- 16 Levelers
- 17 Lifting Bolts
- 18 Reducer Channel
- 19 Loops
- 20 Window Mold



Product Features

- ◆ Conforms to DIN 41494 OR equivalent ISO Standards.
- ◆ Modular construction ready to assemble kits.
- ◆ Aluminum extrusion for better and higher load capacity.
- ◆ Four numbers adjustable, 19" vertical with punched 10mm. square hole and universal 12.7mm - 15.875mm - 18.875mm. Alternative hole pattern offers greater mounting flexibility, maximizes usable mounting space.
- ◆ Printed "U" positions.
- ◆ State-of-the-art manufacturing methods provide the best product quality and faster delivery in the industry
- ◆ Powder coated finish with Seven tank pre-treatment process meeting all industry standards.
- ◆ Grounding and Bonding options.
- ◆ 100% assured compatibility with all equipment confirming to DIN 41494 (General industrial standard for equipment)

Optional Accessories:

- ◆ Front Doors of Toughened Glass/ Perforated
- ◆ Rear Steel Doors venting options / Hexagonal Perforated
- ◆ Stationary and Sliding Shelves
- ◆ Cantilever Shelves
- ◆ Equipment Support Angles
- ◆ Cooling Fans
- ◆ Cable Management Accessories
- ◆ AC Mains Channels
- ◆ Earth Continuity Kit
- ◆ Casters with foot-operated brakes
- ◆ Captive Mounting Hardware
- ◆ Fire Alarm Unit
- ◆ Fan tray with Electronic Controller
- ◆ Digital Locks
- ◆ Temperature Indicator

Technical Data

RACK STANDARD	Conforms to DIN 41494 or equivalent standard
CONSTRUCTION	Fully knockdown
BASIC FRAME	Aluminum profile with steel end frame assembly top and bottom
FRONT DOOR	Lockable toughened Glass / perforate
REAR DOOR	Lockable vented / perforated single / dual with 63% perforation.
SIDE PANEL	Vented with slam latches and lock provision.
EQUIPMENT MOUNTING	DIN Standard 10mm. Square slots
19" MOUNTING ANGLE	Formed steel 2mm thick fully accessible
STANDARD FINISH	Powder Coating
STANDARD COLOR	RAL 7037 (Dark Grey) for the frame and RAL 7035 (Light Grey) for doors and panels or RAL 9005 Black
TOP AND BOTTOM	With necessary ventilation and Cable entry cut-outs
STANDARD MOUNTING OPTION	Castor wheels (2 wheels with brake and rear without brake) with levelers / Base frame
STATIC LOAD	750 kgs with castors, 1200 kgs with base frame/plinth. (Recommended to distribute the load along with U space in the rack)

Product Codes and Dimensions

PART CODE	Total Height in MM (H)	Usable Height in U (H)	Total Width in MM (W)	Usable Width in Inches (W)	Total Depth in MM (D)	Usable Depth in MM (D)
MRS-CY-8012-42U	2150	42U	800	19"	1200	1120

1U = 44.45 mm / 1.75 Inch

Note:

1. Other models can be manufactured on request.
2. It is recommended to distribute the load along with "U" space in the rack.
3. All dimensions are in mm.



MODULAR RACK SYSTEMS PVT. LTD.

No. 189 & 190, Nadikerappa Industrial Estate, Hegganahalli, Vishwanedam Post, Bangalore-560 091 INDIA • Tel: +91 80 28365042 • Fax: +91 80 28367881
Mobile: +91 9108220086 • Email: admin@mrsrack.com



Innovations Customized

MRS[®]
MODULAR
RACK SYSTEMS PVT LTD

FLOOR MOUNT

**CY
ENCLOSURES**





CERTIFIED

MRS floor mount CY racks are specially designed for Server / Networking / Audio-Video / Data Centre and Lab applications.

MRS floor mount CY racks are made of heavy-duty aluminum vertical profiles and with cold-rolled steel sheet and preceded with CNC. Punching, forming, welding, and powder coated to meet Industrial, ISO 9001-2015 and 14001-2015 standards. All product manufactured by MRS conforms to or exceeds UL standards and relevant international requirements and tests.

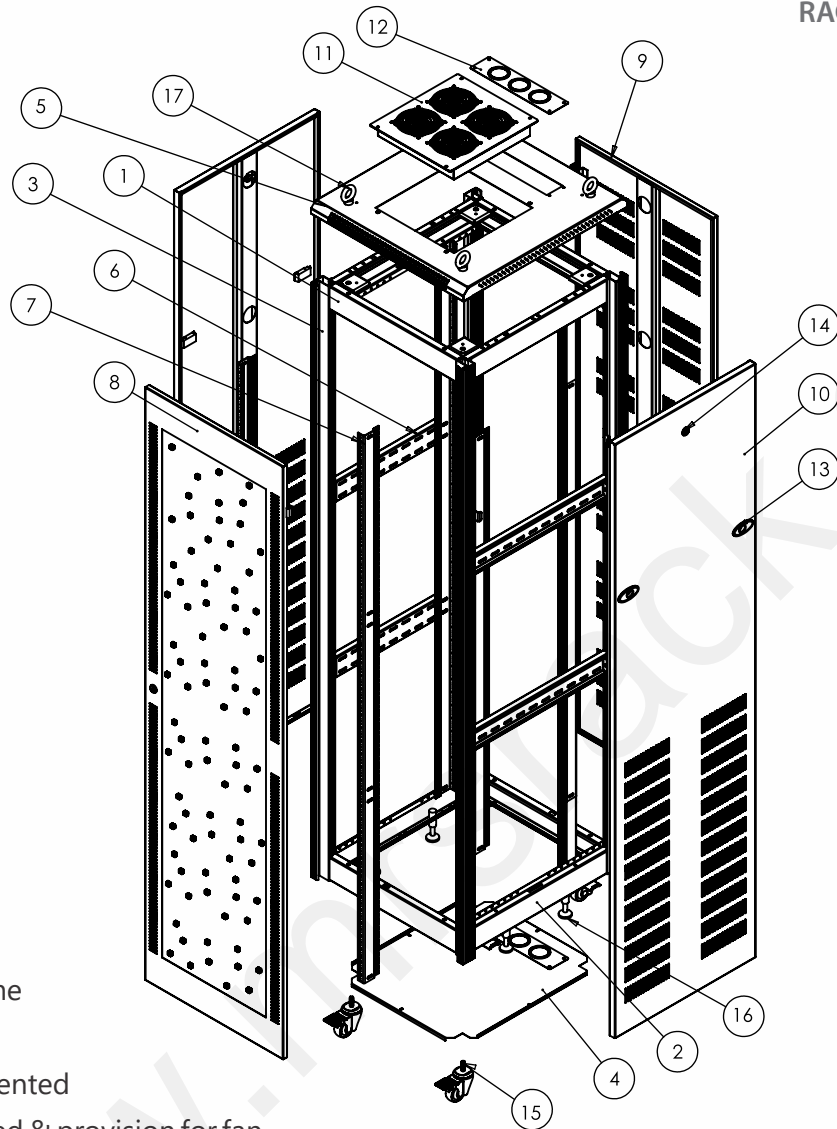
MRS floor mount CY racks are in knockdown construction with 4 pillars Aluminum extrusion profile with top and bottom steel end frame supported by 6 nos. of depth members for extra rigidity.

MRS floor mount CY racks are having a ventilated top and bottom cover with cut-out for cable access, provision for fans, and fan tray mounting. Front single or dual doors glass/Vented/Plain/Perforated (Flat/Convex) with single or 3 point locks, Rear single/dual door with vented/perforated/plain with single or 3 point locks. Side panels partially vented/plain and for 1000 - 1200 mm. deep rack will be configured with dual side panels. Racks with 4 nos. of heavy-duty caster wheels (2 with brake and 2 nos. without brake) along with adjustable legs/plinth.

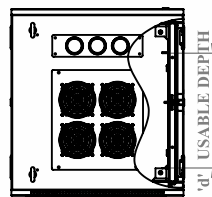
Available in 17U~47U variants with 600 & 800mm width configuration and 600, 800, 1000 & 1200mm. Depth configurations.

Floor Mount CY Enclosures - MRS-CY-8012-45U

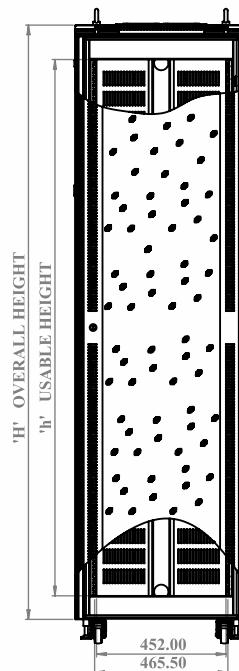
PRODUCT DETAILS



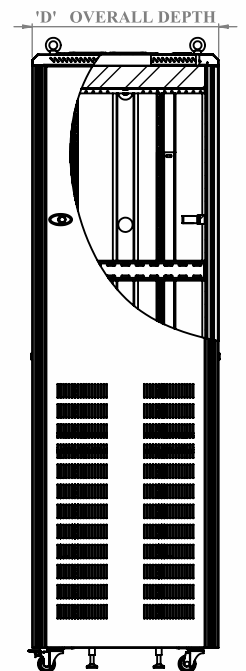
- 1 Top End Frame
- 2 Bottom End Frame
- 3 Vertical
- 4 Bottom Panel - Vented
- 5 Top Panel – Vented & provision for fan
- 6 C Channel
- 7 L Angle
- 8 Front Glass Door
- 9 Rear Perforated Door
- 10 Horizontally Split Side panel Vented
- 11 Fan Trays
- 12 Gland Plates
- 13 Slam Latches
- 14 CAM Lock
- 15 Casters
- 16 Levelers
- 17 Lifting Bolts
- 18 Reducer Channel
- 19 Loops
- 20 Window Mold



TOP VIEW



FRONT VIEW



SIDE VIEW - RHS

Product Features

- ◆ Conforms to DIN 41494 OR equivalent ISO Standards.
- ◆ Modular construction ready to assemble kits.
- ◆ Aluminum extrusion for better and higher load capacity.
- ◆ Four numbers adjustable, 19" vertical with punched 10mm. square hole and universal 12.7mm - 15.875mm - 18.875mm. Alternative hole pattern offers greater mounting flexibility, maximizes usable mounting space.
- ◆ Printed "U" positions.
- ◆ State-of-the-art manufacturing methods provide the best product quality and faster delivery in the industry
- ◆ Powder coated finish with Seven tank pre-treatment process meeting all industry standards.
- ◆ Grounding and Bonding options.
- ◆ 100% assured compatibility with all equipment confirming to DIN 41494 (General industrial standard for equipment)

Optional Accessories:

- ◆ Front Doors of Toughened Glass/ Perforated
- ◆ Rear Steel Doors venting options / Hexagonal Perforated
- ◆ Stationary and Sliding Shelves
- ◆ Cantilever Shelves
- ◆ Equipment Support Angles
- ◆ Cooling Fans
- ◆ Cable Management Accessories
- ◆ AC Mains Channels
- ◆ Earth Continuity Kit
- ◆ Casters with foot-operated brakes
- ◆ Captive Mounting Hardware
- ◆ Fire Alarm Unit
- ◆ Fan tray with Electronic Controller
- ◆ Digital Locks
- ◆ Temperature Indicator

Technical Data

RACK STANDARD	Conforms to DIN 41494 or equivalent standard
CONSTRUCTION	Fully knockdown
BASIC FRAME	Aluminum profile with steel end frame assembly top and bottom
FRONT DOOR	Lockable toughened Glass / perforate
REAR DOOR	Lockable vented / perforated single / dual with 63% perforation.
SIDE PANEL	Vented with slam latches and lock provision.
EQUIPMENT MOUNTING	DIN Standard 10mm. Square slots
19" MOUNTING ANGLE	Formed steel 2mm thick fully accessible
STANDARD FINISH	Powder Coating
STANDARD COLOR	RAL 7037 (Dark Grey) for the frame and RAL 7035 (Light Grey) for doors and panels or RAL 9005 Black
TOP AND BOTTOM	With necessary ventilation and Cable entry cut-outs
STANDARD MOUNTING OPTION	Castor wheels (2 wheels with brake and rear without brake) with levelers / Base frame
STATIC LOAD	750 kgs with castors, 1200 kgs with base frame/plinth. (Recommended to distribute the load along with U space in the rack)

Product Codes and Dimensions

PART CODE	Total Height in MM (H)	Usable Height in U (H)	Total Width in MM (W)	Usable Width in Inches (W)	Total Depth in MM (D)	Usable Depth in MM (D)
MRS-CY-8012-45U	2203	45U	800	19"	1200	1120

1U = 44.45 mm / 1.75 Inch

Note:

1. Other models can be manufactured on request.
2. It is recommended to distribute the load along with "U" space in the rack.
3. All dimensions are in mm.



MODULAR RACK SYSTEMS PVT. LTD.

No. 189 & 190, Nadikerappa Industrial Estate, Hegganahalli, Vishwanedam Post, Bangalore-560 091 INDIA • Tel: +91 80 28365042 • Fax: +91 80 28367881
Mobile: +91 9108220086 • Email: admin@mrsrack.com



Innovations Customized

MRS[®]
MODULAR
RACK SYSTEMS PVT LTD

FLOOR MOUNT

**CY
ENCLOSURES**





CERTIFIED

MRS floor mount CY racks are specially designed for Server / Networking / Audio-Video / Data Centre and Lab applications.

MRS floor mount CY racks are made of heavy-duty aluminum vertical profiles and with cold-rolled steel sheet and preceded with CNC. Punching, forming, welding, and powder coated to meet Industrial, ISO 9001-2015 and 14001-2015 standards. All product manufactured by MRS conforms to or exceeds UL standards and relevant international requirements and tests.

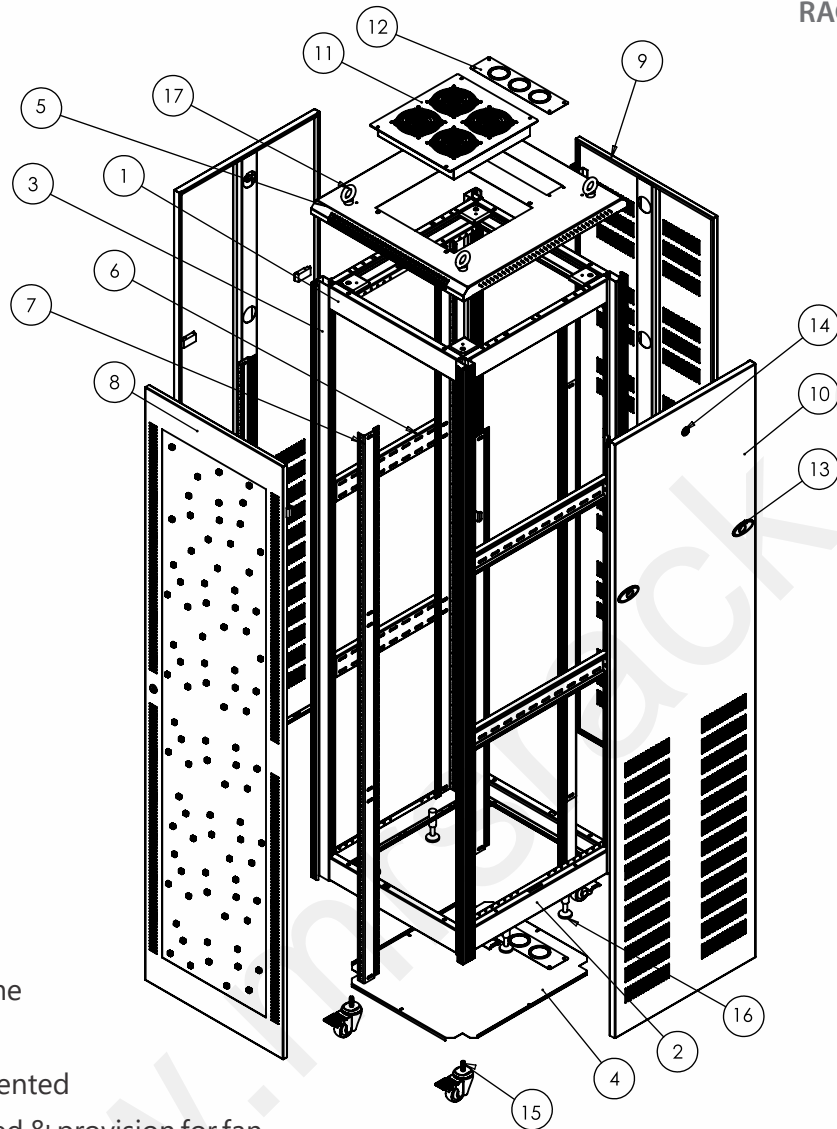
MRS floor mount CY racks are in knockdown construction with 4 pillars Aluminum extrusion profile with top and bottom steel end frame supported by 6 nos. of depth members for extra rigidity.

MRS floor mount CY racks are having a ventilated top and bottom cover with cut-out for cable access, provision for fans, and fan tray mounting. Front single or dual doors glass/Vented/Plain/Perforated (Flat/Convex) with single or 3 point locks, Rear single/dual door with vented/perforated/plain with single or 3 point locks. Side panels partially vented/plain and for 1000 - 1200 mm. deep rack will be configured with dual side panels. Racks with 4 nos. of heavy-duty caster wheels (2 with brake and 2 nos. without brake) along with adjustable legs/plinth.

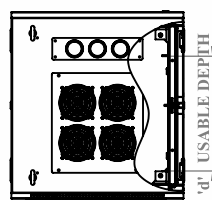
Available in 17U~47U variants with 600 & 800mm width configuration and 600, 800, 1000 & 1200mm. Depth configurations.

Floor Mount CY Enclosures - MRS-CY-8012-47U

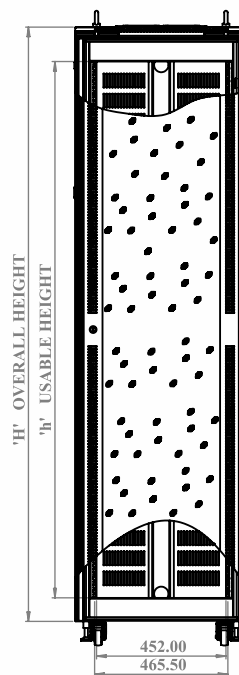
PRODUCT DETAILS



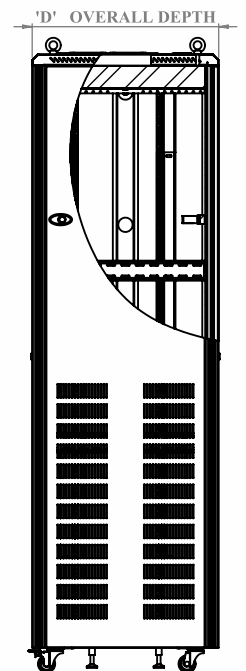
- 1 Top End Frame
- 2 Bottom End Frame
- 3 Vertical
- 4 Bottom Panel - Vented
- 5 Top Panel – Vented & provision for fan
- 6 C Channel
- 7 L Angle
- 8 Front Glass Door
- 9 Rear Perforated Door
- 10 Horizontally Split Side panel Vented
- 11 Fan Trays
- 12 Gland Plates
- 13 Slam Latches
- 14 CAM Lock
- 15 Casters
- 16 Levelers
- 17 Lifting Bolts
- 18 Reducer Channel
- 19 Loops
- 20 Window Mold



TOP VIEW



FRONT VIEW



SIDE VIEW - RHS

Product Features

- ◆ Conforms to DIN 41494 OR equivalent ISO Standards.
- ◆ Modular construction ready to assemble kits.
- ◆ Aluminum extrusion for better and higher load capacity.
- ◆ Four numbers adjustable, 19" vertical with punched 10mm. square hole and universal 12.7mm - 15.875mm - 18.875mm. Alternative hole pattern offers greater mounting flexibility, maximizes usable mounting space.
- ◆ Printed "U" positions.
- ◆ State-of-the-art manufacturing methods provide the best product quality and fasters delivery in the industry
- ◆ Powder coated finish with Seven tank pre-treatment process meeting all industry standards.
- ◆ Grounding and Bonding options.
- ◆ 100% assured compatibility with all equipment confirming to DIN 41494 (General industrial standard for equipment)

Optional Accessories:

- ◆ Front Doors of Toughened Glass/ Perforated
- ◆ Rear Steel Doors venting options / Hexagonal Perforated
- ◆ Stationary and Sliding Shelves
- ◆ Cantilever Shelves
- ◆ Equipment Support Angles
- ◆ Cooling Fans
- ◆ Cable Management Accessories
- ◆ AC Mains Channels
- ◆ Earth Continuity Kit
- ◆ Casters with foot-operated brakes
- ◆ Captive Mounting Hardware
- ◆ Fire Alarm Unit
- ◆ Fan tray with Electronic Controller
- ◆ Digital Locks
- ◆ Temperature Indicator

Technical Data

RACK STANDARD	Conforms to DIN 41494 or equivalent standard
CONSTRUCTION	Fully knockdown
BASIC FRAME	Aluminum profile with steel end frame assembly top and bottom
FRONT DOOR	Lockable toughened Glass / perforate
REAR DOOR	Lockable vented / perforated single / dual with 63% perforation.
SIDE PANEL	Vented with slam latches and lock provision.
EQUIPMENT MOUNTING	DIN Standard 10mm. Square slots
19" MOUNTING ANGLE	Formed steel 2mm thick fully accessible
STANDARD FINISH	Powder Coating
STANDARD COLOR	RAL 7037 (Dark Grey) for the frame and RAL 7035 (Light Grey) for doors and panels or RAL 9005 Black
TOP AND BOTTOM	With necessary ventilation and Cable entry cut-outs
STANDARD MOUNTING OPTION	Castor wheels (2 wheels with brake and rear without brake) with levelers / Base frame
STATIC LOAD	750 kgs with castors, 1200 kgs with base frame/plinth. (Recommended to distribute the load along with U space in the rack)

Product Codes and Dimensions

PART CODE	Total Height in MM (H)	Usable Height in U (H)	Total Width in MM (W)	Usable Width in Inches (W)	Total Depth in MM (D)	Usable Depth in MM (D)
MRS-CY-8012-47U	2292	47U	800	19"	1200	1120

1U = 44.45 mm / 1.75 Inch

Note:

1. Other models can be manufactured on request.
2. It is recommended to distribute the load along with "U" space in the rack.
3. All dimensions are in mm.



MODULAR RACK SYSTEMS PVT. LTD.

No. 189 & 190, Nadikerappa Industrial Estate, Hegganahalli, Vishwanedam Post, Bangalore-560 091 INDIA • Tel: +91 80 28365042 • Fax: +91 80 28367881
Mobile: +91 9108220086 • Email: admin@mrsrack.com



Innovations Customized

FLOOR MOUNT

**CY
ENCLOSURES**





MRS floor mount CY racks are specially designed for Server / Networking / Audio-Video / Data Centre and Lab applications.

MRS floor mount CY racks are made of heavy-duty aluminum vertical profiles and with cold-rolled steel sheet and preceded with CNC. Punching, forming, welding, and powder coated to meet Industrial, ISO 9001-2015 and 14001-2015 standards. All product manufactured by MRS conforms to or exceeds UL standards and relevant international requirements and tests.

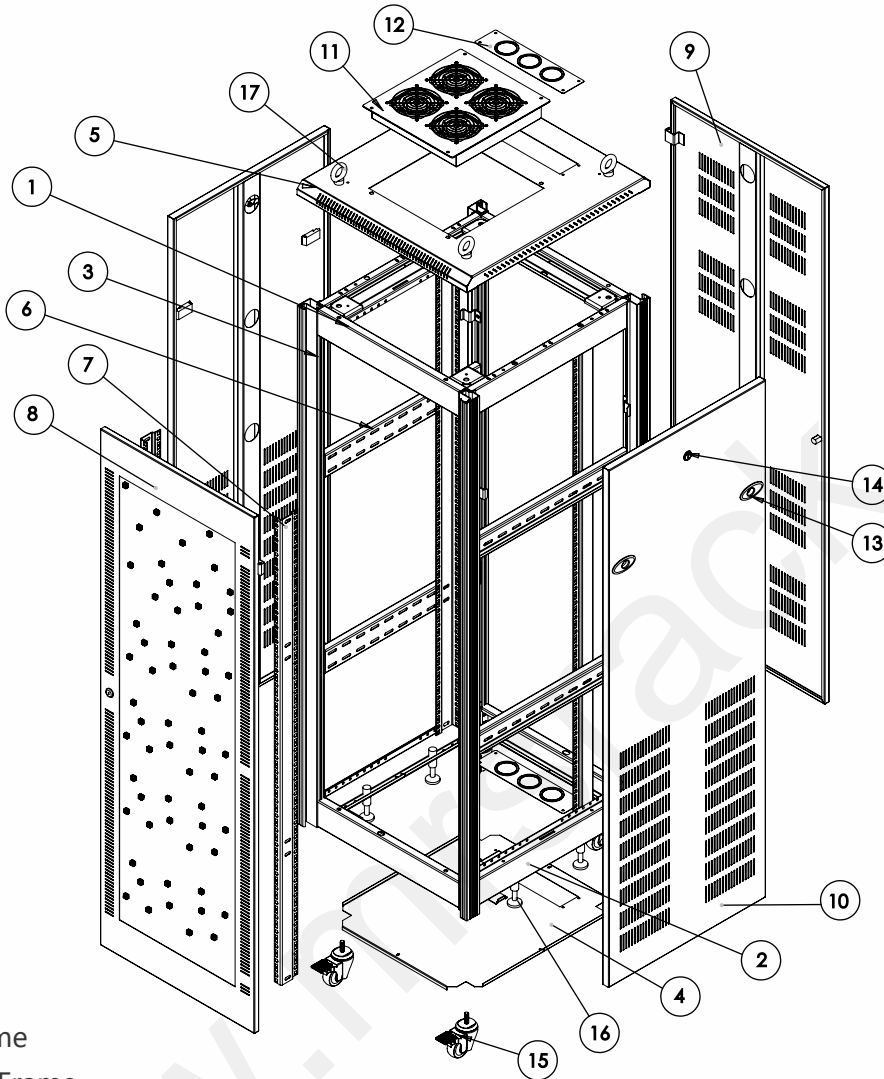
MRS floor mount CY racks are in knockdown construction with 4 pillars Aluminum extrusion profile with top and bottom steel end frame supported by 6 nos. of depth members for extra rigidity.

MRS floor mount CY racks are having a ventilated top and bottom cover with cut-out for cable access, provision for fans, and fan tray mounting. Front single or dual doors glass/Vented/Plain/Perforated (Flat/Convex) with single or 3 point locks, Rear single/dual door with vented/perforated/plain with single or 3 point locks. Side panels partially vented/plain and for 1000 - 1200 mm. deep rack will be configured with dual side panels. Racks with 4 nos. of heavy-duty caster wheels (2 with brake and 2 nos. without brake) along with adjustable legs/plinth.

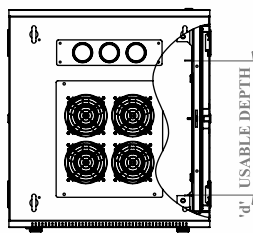
Available in 17U~47U variants with 600 & 800mm width configuration and 600, 800, 1000 & 1200mm. Depth configurations.

Floor Mount CY Enclosures - MRS-CY-8080-27U

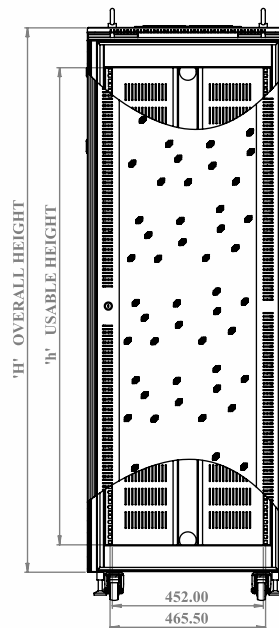
PRODUCT DETAILS



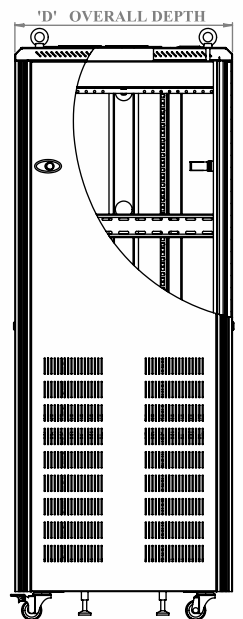
- 1 Top End Frame
- 2 Bottom End Frame
- 3 Vertical
- 4 Bottom Panel - Vented
- 5 Top Panel – Vented & provision for fan
- 6 C Channel
- 7 L Angle
- 8 Front Glass Door
- 9 Rear Vented Dual Door
- 10 Side panel - Vented
- 11 Fan Trays
- 12 Gland Plates
- 13 Slam Latches
- 14 CAM Lock
- 15 Casters
- 16 Levelers
- 17 Lifting Bolts



TOP VIEW



FRONT VIEW



SIDE VIEW - RHS

Product Features

- ◆ Conforms to DIN 41494 OR equivalent ISO Standards.
- ◆ Modular construction ready to assemble kits.
- ◆ Aluminum extrusion for better and higher load capacity.
- ◆ Four numbers adjustable, 19" vertical with punched 10mm. square hole and universal 12.7mm - 15.875mm - 18.875mm. Alternative hole pattern offers greater mounting flexibility, maximizes usable mounting space.
- ◆ Printed "U" positions.
- ◆ State-of-the-art manufacturing methods provide the best product quality and faster delivery in the industry
- ◆ Powder coated finish with Seven tank pre-treatment process meeting all industry standards.
- ◆ Grounding and Bonding options.
- ◆ 100% assured compatibility with all equipment conforming to DIN 41494 (General industrial standard for equipment)

Optional Accessories:

- ◆ Front Doors of Toughened Glass/ Perforated
- ◆ Rear Steel Doors venting options / Hexagonal Perforated
- ◆ Stationary and Sliding Shelves
- ◆ Cantilever Shelves
- ◆ Equipment Support Angles
- ◆ Cooling Fans
- ◆ Cable Management Accessories
- ◆ AC Mains Channels
- ◆ Earth Continuity Kit
- ◆ Casters with foot-operated brakes
- ◆ Captive Mounting Hardware
- ◆ Fire Alarm Unit
- ◆ Fan tray with Electronic Controller
- ◆ Digital Locks
- ◆ Temperature Indicator

Technical Data

RACK STANDARD	Conforms to DIN 41494 or equivalent standard
CONSTRUCTION	Fully knockdown
BASIC FRAME	Aluminum profile with steel end frame assembly top and bottom
FRONT DOOR	Lockable toughened Glass / perforate
REAR DOOR	Lockable vented / perforated single / dual with 63% perforation.
SIDE PANEL	Vented with slam latches and lock provision.
EQUIPMENT MOUNTING	DIN Standard 10mm. Square slots
19" MOUNTING ANGLE	Formed steel 2mm thick fully accessible
STANDARD FINISH	Powder Coating
STANDARD COLOR	RAL 7037 (Dark Grey) for the frame and RAL 7035 (Light Grey) for doors and panels or RAL 9005 Black
TOP AND BOTTOM	With necessary ventilation and Cable entry cut-outs
STANDARD MOUNTING OPTION	Castor wheels (2 wheels with brake and rear without brake) with levelers / Base frame
STATIC LOAD	500 kgs with castors/wheels and plinth (Recommended to distribute the load along with U space in the rack)

Product Codes and Dimensions

PART CODE	Total Height in MM (H)	Usable Height in U (H)	Total Width in MM (W)	Usable Width in Inches (W)	Total Depth in MM (D)	Usable Depth in MM (D)
MRS-CY-8080-27U	1483	27U	800	19"	800	720

1U = 44.45 mm / 1.75 Inch

Note:

1. Other models can be manufactured on request.
2. It is recommended to distribute the load along with "U" space in the rack.
3. All dimensions are in mm.



MODULAR RACK SYSTEMS PVT. LTD.

No. 189 & 190, Nadikerappa Industrial Estate, Hegganahalli, Vishwanedam Post, Bangalore-560 091 INDIA • Tel: +91 80 28365042 • Fax: +91 80 28367881
Mobile: +91 9108220086 • Email: admin@mrsrack.com



Innovations Customized

FLOOR MOUNT

**CY
ENCLOSURES**





MRS floor mount CY racks are specially designed for Server / Networking / Audio-Video / Data Centre and Lab applications.

MRS floor mount CY racks are made of heavy-duty aluminum vertical profiles and with cold-rolled steel sheet and preceded with CNC. Punching, forming, welding, and powder coated to meet Industrial, ISO 9001-2015 and 14001-2015 standards. All product manufactured by MRS conforms to or exceeds UL standards and relevant international requirements and tests.

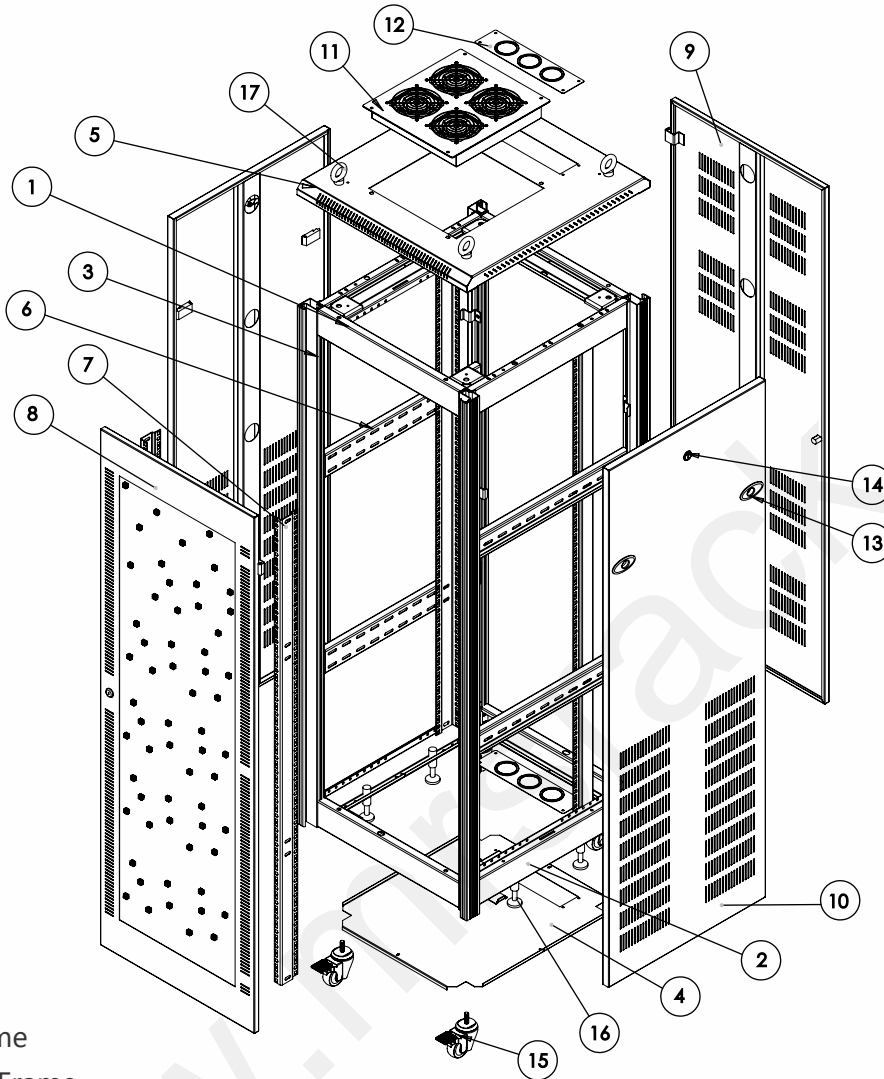
MRS floor mount CY racks are in knockdown construction with 4 pillars Aluminum extrusion profile with top and bottom steel end frame supported by 6 nos. of depth members for extra rigidity.

MRS floor mount CY racks are having a ventilated top and bottom cover with cut-out for cable access, provision for fans, and fan tray mounting. Front single or dual doors glass/Vented/Plain/Perforated (Flat/Convex) with single or 3 point locks, Rear single/dual door with vented/perforated/plain with single or 3 point locks. Side panels partially vented/plain and for 1000 - 1200 mm. deep rack will be configured with dual side panels. Racks with 4 nos. of heavy-duty caster wheels (2 with brake and 2 nos. without brake) along with adjustable legs/plinth.

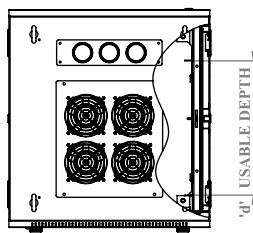
Available in 17U~47U variants with 600 & 800mm width configuration and 600, 800, 1000 & 1200mm. Depth configurations.

Floor Mount CY Enclosures - MRS-CY-8080-32U

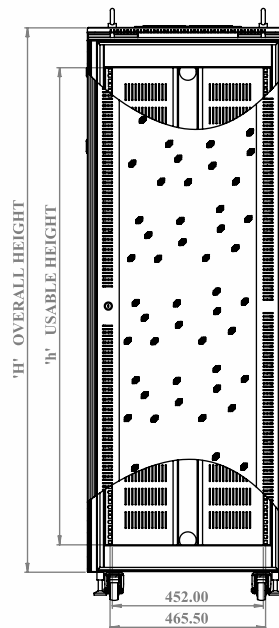
PRODUCT DETAILS



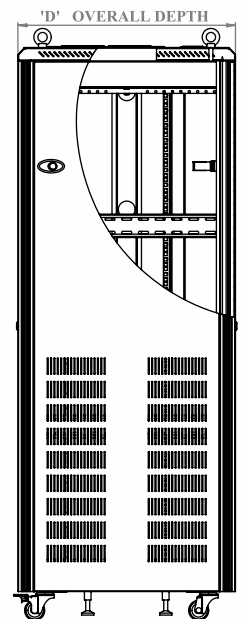
- 1 Top End Frame
- 2 Bottom End Frame
- 3 Vertical
- 4 Bottom Panel - Vented
- 5 Top Panel – Vented & provision for fan
- 6 C Channel
- 7 L Angle
- 8 Front Glass Door
- 9 Rear Vented Dual Door
- 10 Side panel - Vented
- 11 Fan Trays
- 12 Gland Plates
- 13 Slam Latches
- 14 CAM Lock
- 15 Casters
- 16 Levelers
- 17 Lifting Bolts



TOP VIEW



FRONT VIEW



SIDE VIEW - RHS

Product Features

- ◆ Conforms to DIN 41494 OR equivalent ISO Standards.
- ◆ Modular construction ready to assemble kits.
- ◆ Aluminum extrusion for better and higher load capacity.
- ◆ Four numbers adjustable, 19" vertical with punched 10mm. square hole and universal 12.7mm - 15.875mm - 18.875mm. Alternative hole pattern offers greater mounting flexibility, maximizes usable mounting space.
- ◆ Printed "U" positions.
- ◆ State-of-the-art manufacturing methods provide the best product quality and faster delivery in the industry
- ◆ Powder coated finish with Seven tank pre-treatment process meeting all industry standards.
- ◆ Grounding and Bonding options.
- ◆ 100% assured compatibility with all equipment conforming to DIN 41494 (General industrial standard for equipment)

Optional Accessories:

- ◆ Front Doors of Toughened Glass/ Perforated
- ◆ Rear Steel Doors venting options / Hexagonal Perforated
- ◆ Stationary and Sliding Shelves
- ◆ Cantilever Shelves
- ◆ Equipment Support Angles
- ◆ Cooling Fans
- ◆ Cable Management Accessories
- ◆ AC Mains Channels
- ◆ Earth Continuity Kit
- ◆ Casters with foot-operated brakes
- ◆ Captive Mounting Hardware
- ◆ Fire Alarm Unit
- ◆ Fan tray with Electronic Controller
- ◆ Digital Locks
- ◆ Temperature Indicator

Technical Data

RACK STANDARD	Conforms to DIN 41494 or equivalent standard
CONSTRUCTION	Fully knockdown
BASIC FRAME	Aluminum profile with steel end frame assembly top and bottom
FRONT DOOR	Lockable toughened Glass / perforate
REAR DOOR	Lockable vented / perforated single / dual with 63% perforation.
SIDE PANEL	Vented with slam latches and lock provision.
EQUIPMENT MOUNTING	DIN Standard 10mm. Square slots
19" MOUNTING ANGLE	Formed steel 2mm thick fully accessible
STANDARD FINISH	Powder Coating
STANDARD COLOR	RAL 7037 (Dark Grey) for the frame and RAL 7035 (Light Grey) for doors and panels or RAL 9005 Black
TOP AND BOTTOM	With necessary ventilation and Cable entry cut-outs
STANDARD MOUNTING OPTION	Castor wheels (2 wheels with brake and rear without brake) with levelers / Base frame
STATIC LOAD	500 kgs with castors/wheels and plinth (Recommended to distribute the load along with U space in the rack)

Product Codes and Dimensions

PART CODE	Total Height in MM (H)	Usable Height in U (H)	Total Width in MM (W)	Usable Width in Inches (W)	Total Depth in MM (D)	Usable Depth in MM (D)
MRS-CY-8080-32U	1705	32U	800	19"	800	720

1U = 44.45 mm / 1.75 Inch

Note:

1. Other models can be manufactured on request.
2. It is recommended to distribute the load along with "U" space in the rack.
3. All dimensions are in mm.



MODULAR RACK SYSTEMS PVT. LTD.

No. 189 & 190, Nadikerappa Industrial Estate, Hegganahalli, Vishwanedam Post, Bangalore-560 091 INDIA • Tel: +91 80 28365042 • Fax: +91 80 28367881
Mobile: +91 9108220086 • Email: admin@mrsrack.com



Innovations Customized

FLOOR MOUNT

**CY
ENCLOSURES**





CERTIFIED

MRS floor mount CY racks are specially designed for Server / Networking / Audio-Video / Data Centre and Lab applications.

MRS floor mount CY racks are made of heavy-duty aluminum vertical profiles and with cold-rolled steel sheet and preceded with CNC. Punching, forming, welding, and powder coated to meet Industrial, ISO 9001-2015 and 14001-2015 standards. All product manufactured by MRS conforms to or exceeds UL standards and relevant international requirements and tests.

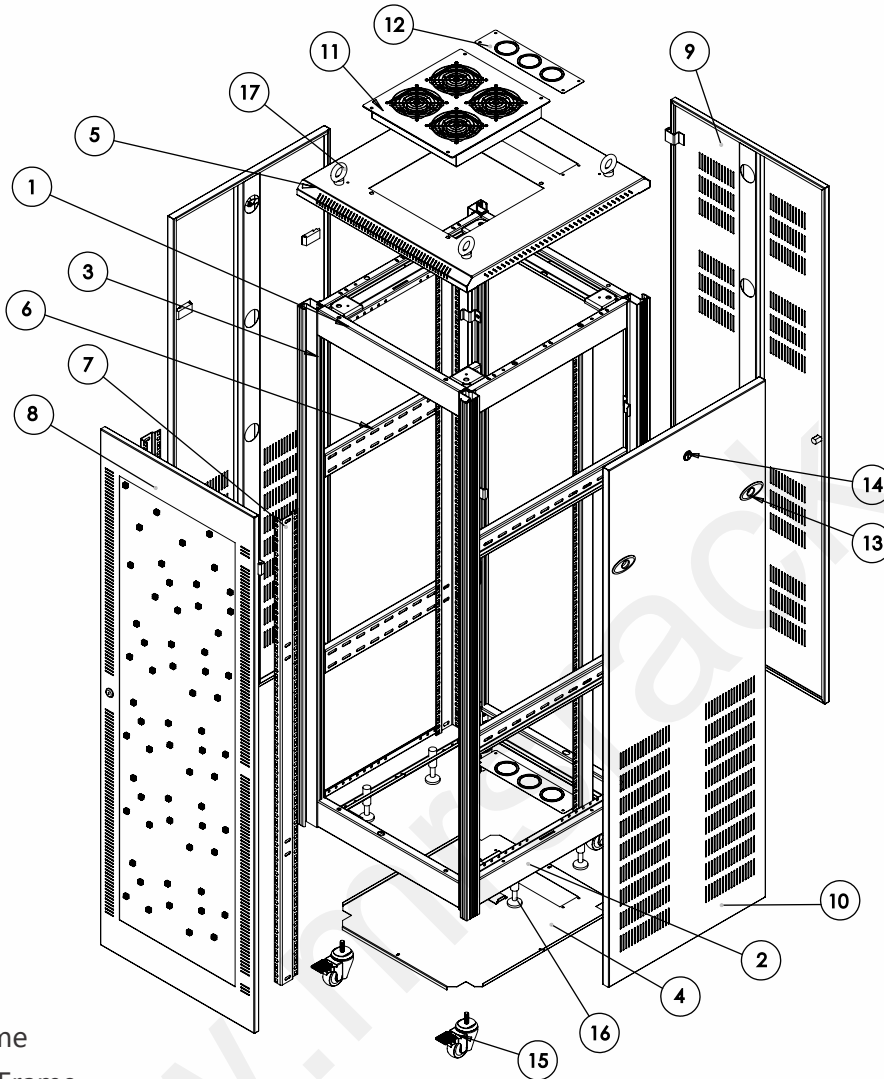
MRS floor mount CY racks are in knockdown construction with 4 pillars Aluminum extrusion profile with top and bottom steel end frame supported by 6 nos. of depth members for extra rigidity.

MRS floor mount CY racks are having a ventilated top and bottom cover with cut-out for cable access, provision for fans, and fan tray mounting. Front single or dual doors glass/Vented/Plain/Perforated (Flat/Convex) with single or 3 point locks, Rear single/dual door with vented/perforated/plain with single or 3 point locks. Side panels partially vented/plain and for 1000 - 1200 mm. deep rack will be configured with dual side panels. Racks with 4 nos. of heavy-duty caster wheels (2 with brake and 2 nos. without brake) along with adjustable legs/plinth.

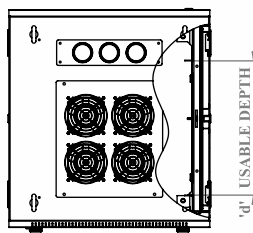
Available in 17U~47U variants with 600 & 800mm width configuration and 600, 800, 1000 & 1200mm. Depth configurations.

Floor Mount CY Enclosures - MRS-CY-8080-36U

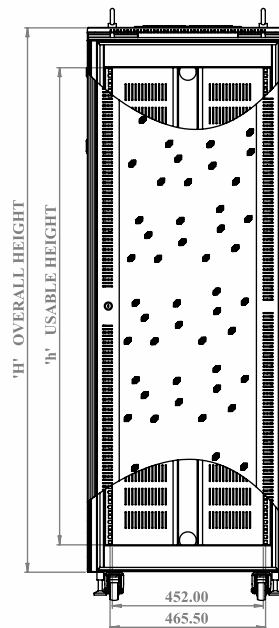
PRODUCT DETAILS



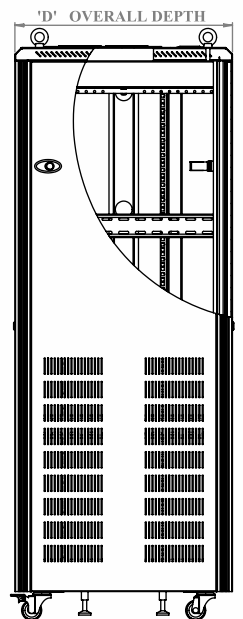
- 1 Top End Frame
- 2 Bottom End Frame
- 3 Vertical
- 4 Bottom Panel - Vented
- 5 Top Panel – Vented & provision for fan
- 6 C Channel
- 7 L Angle
- 8 Front Glass Door
- 9 Rear Vented Dual Door
- 10 Side panel - Vented
- 11 Fan Trays
- 12 Gland Plates
- 13 Slam Latches
- 14 CAM Lock
- 15 Casters
- 16 Levelers
- 17 Lifting Bolts



TOP VIEW



FRONT VIEW



SIDE VIEW - RHS

Product Features

- ◆ Conforms to DIN 41494 OR equivalent ISO Standards.
- ◆ Modular construction ready to assemble kits.
- ◆ Aluminum extrusion for better and higher load capacity.
- ◆ Four numbers adjustable, 19" vertical with punched 10mm. square hole and universal 12.7mm - 15.875mm - 18.875mm. Alternative hole pattern offers greater mounting flexibility, maximizes usable mounting space.
- ◆ Printed "U" positions.
- ◆ State-of-the-art manufacturing methods provide the best product quality and faster delivery in the industry
- ◆ Powder coated finish with Seven tank pre-treatment process meeting all industry standards.
- ◆ Grounding and Bonding options.
- ◆ 100% assured compatibility with all equipment conforming to DIN 41494 (General industrial standard for equipment)

Optional Accessories:

- ◆ Front Doors of Toughened Glass/ Perforated
- ◆ Rear Steel Doors venting options / Hexagonal Perforated
- ◆ Stationary and Sliding Shelves
- ◆ Cantilever Shelves
- ◆ Equipment Support Angles
- ◆ Cooling Fans
- ◆ Cable Management Accessories
- ◆ AC Mains Channels
- ◆ Earth Continuity Kit
- ◆ Casters with foot-operated brakes
- ◆ Captive Mounting Hardware
- ◆ Fire Alarm Unit
- ◆ Fan tray with Electronic Controller
- ◆ Digital Locks
- ◆ Temperature Indicator

Technical Data

RACK STANDARD	Conforms to DIN 41494 or equivalent standard
CONSTRUCTION	Fully knockdown
BASIC FRAME	Aluminum profile with steel end frame assembly top and bottom
FRONT DOOR	Lockable toughened Glass / perforate
REAR DOOR	Lockable vented / perforated single / dual with 63% perforation.
SIDE PANEL	Vented with slam latches and lock provision.
EQUIPMENT MOUNTING	DIN Standard 10mm. Square slots
19" MOUNTING ANGLE	Formed steel 2mm thick fully accessible
STANDARD FINISH	Powder Coating
STANDARD COLOR	RAL 7037 (Dark Grey) for the frame and RAL 7035 (Light Grey) for doors and panels or RAL 9005 Black
TOP AND BOTTOM	With necessary ventilation and Cable entry cut-outs
STANDARD MOUNTING OPTION	Castor wheels (2 wheels with brake and rear without brake) with levelers / Base frame
STATIC LOAD	500 kgs with castors/wheels and plinth (Recommended to distribute the load along with U space in the rack)

Product Codes and Dimensions

PART CODE	Total Height in MM (H)	Usable Height in U (H)	Total Width in MM (W)	Usable Width in Inches (W)	Total Depth in MM (D)	Usable Depth in MM (D)
MRS-CY-8080-36U	1883	36U	800	19"	800	720

1U = 44.45 mm / 1.75 Inch

Note:

1. Other models can be manufactured on request.
2. It is recommended to distribute the load along with "U" space in the rack.
3. All dimensions are in mm.



MODULAR RACK SYSTEMS PVT. LTD.

No. 189 & 190, Nadikerappa Industrial Estate, Hegganahalli, Vishwanedam Post, Bangalore-560 091 INDIA • Tel: +91 80 28365042 • Fax: +91 80 28367881
Mobile: +91 9108220086 • Email: admin@mrsrack.com



Innovations Customized

MRS[®]
MODULAR
RACK SYSTEMS PVT LTD

FLOOR MOUNT

**CY
ENCLOSURES**





CERTIFIED

MRS floor mount CY racks are specially designed for Server / Networking / Audio-Video / Data Centre and Lab applications.

MRS floor mount CY racks are made of heavy-duty aluminum vertical profiles and with cold-rolled steel sheet and preceded with CNC. Punching, forming, welding, and powder coated to meet Industrial, ISO 9001-2015 and 14001-2015 standards. All product manufactured by MRS conforms to or exceeds UL standards and relevant international requirements and tests.

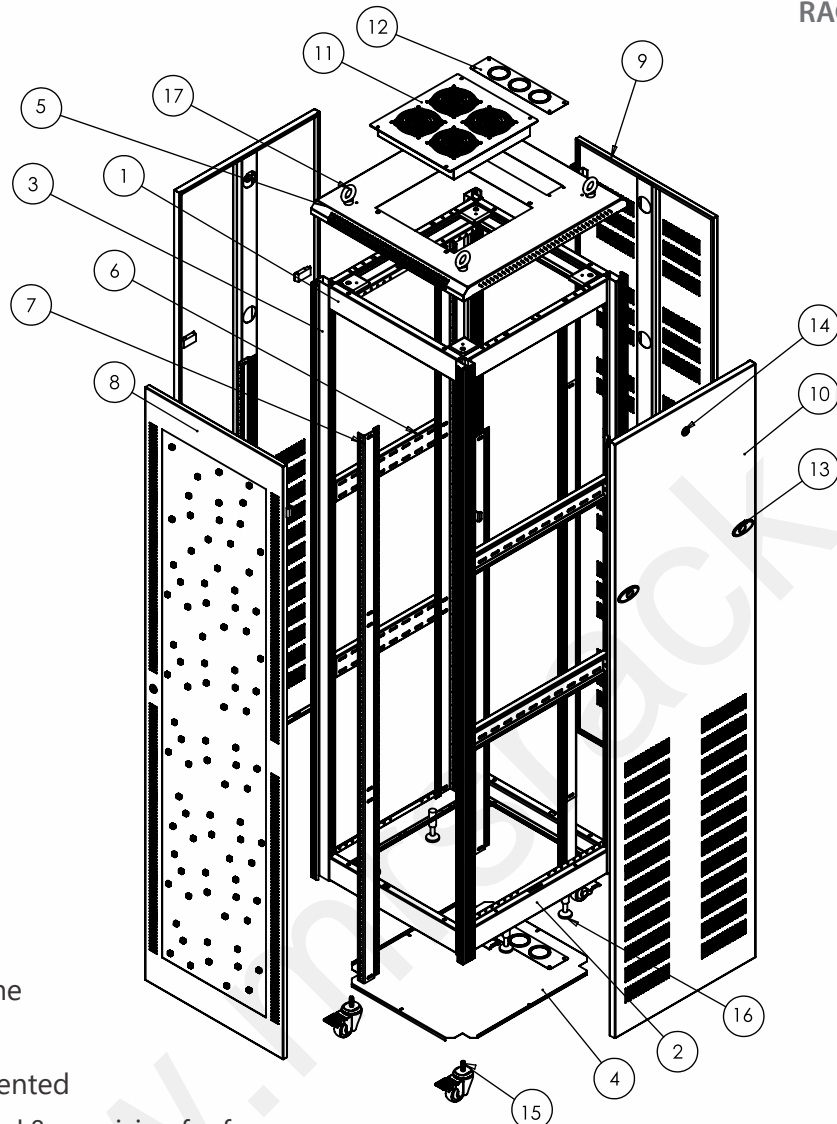
MRS floor mount CY racks are in knockdown construction with 4 pillars Aluminum extrusion profile with top and bottom steel end frame supported by 6 nos. of depth members for extra rigidity.

MRS floor mount CY racks are having a ventilated top and bottom cover with cut-out for cable access, provision for fans, and fan tray mounting. Front single or dual doors glass/Vented/Plain/Perforated (Flat/Convex) with single or 3 point locks, Rear single/dual door with vented/perforated/plain with single or 3 point locks. Side panels partially vented/plain and for 1000 - 1200 mm. deep rack will be configured with dual side panels. Racks with 4 nos. of heavy-duty caster wheels (2 with brake and 2 nos. without brake) along with adjustable legs/plinth.

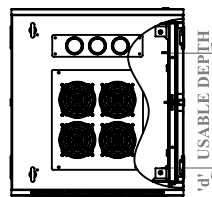
Available in 17U~47U variants with 600 & 800mm width configuration and 600, 800, 1000 & 1200mm. Depth configurations.

Floor Mount CY Enclosures - MRS-CY-8080-42U

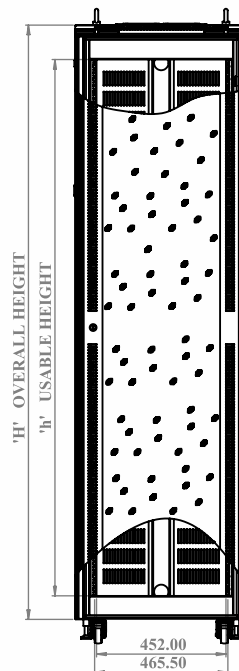
PRODUCT DETAILS



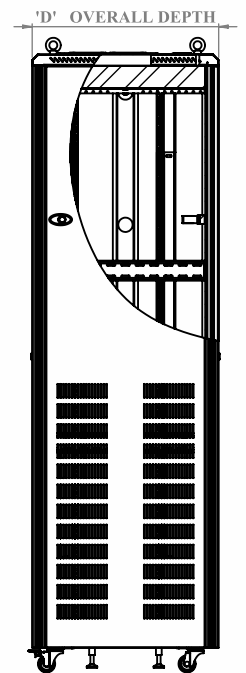
- 1 Top End Frame
- 2 Bottom End Frame
- 3 Vertical
- 4 Bottom Panel - Vented
- 5 Top Panel – Vented & provision for fan
- 6 C Channel
- 7 L Angle
- 8 Front Glass Door
- 9 Rear Perforated Door
- 10 Horizontally Split Side panel Vented
- 11 Fan Trays
- 12 Gland Plates
- 13 Slam Latches
- 14 CAM Lock
- 15 Casters
- 16 Levelers
- 17 Lifting Bolts
- 18 Reducer Channel
- 19 Loops
- 20 Window Mold



TOP VIEW



FRONT VIEW



SIDE VIEW - RHS

Product Features

- ◆ Conforms to DIN 41494 OR equivalent ISO Standards.
- ◆ Modular construction ready to assemble kits.
- ◆ Aluminum extrusion for better and higher load capacity.
- ◆ Four numbers adjustable, 19" vertical with punched 10mm. square hole and universal 12.7mm - 15.875mm - 18.875mm. Alternative hole pattern offers greater mounting flexibility, maximizes usable mounting space.
- ◆ Printed "U" positions.
- ◆ State-of-the-art manufacturing methods provide the best product quality and faster delivery in the industry
- ◆ Powder coated finish with Seven tank pre-treatment process meeting all industry standards.
- ◆ Grounding and Bonding options.
- ◆ 100% assured compatibility with all equipment conforming to DIN 41494 (General industrial standard for equipment)

Optional Accessories:

- ◆ Front Doors of Toughened Glass/ Perforated
- ◆ Rear Steel Doors venting options / Hexagonal Perforated
- ◆ Stationary and Sliding Shelves
- ◆ Cantilever Shelves
- ◆ Equipment Support Angles
- ◆ Cooling Fans
- ◆ Cable Management Accessories
- ◆ AC Mains Channels
- ◆ Earth Continuity Kit
- ◆ Casters with foot-operated brakes
- ◆ Captive Mounting Hardware
- ◆ Fire Alarm Unit
- ◆ Fan tray with Electronic Controller
- ◆ Digital Locks
- ◆ Temperature Indicator

Technical Data

RACK STANDARD	Conforms to DIN 41494 or equivalent standard
CONSTRUCTION	Fully knockdown
BASIC FRAME	Aluminum profile with steel end frame assembly top and bottom
FRONT DOOR	Lockable toughened Glass / perforate
REAR DOOR	Lockable vented / perforated single / dual with 63% perforation.
SIDE PANEL	Vented with slam latches and lock provision.
EQUIPMENT MOUNTING	DIN Standard 10mm. Square slots
19" MOUNTING ANGLE	Formed steel 2mm thick fully accessible
STANDARD FINISH	Powder Coating
STANDARD COLOR	RAL 7037 (Dark Grey) for the frame and RAL 7035 (Light Grey) for doors and panels or RAL 9005 Black
TOP AND BOTTOM	With necessary ventilation and Cable entry cut-outs
STANDARD MOUNTING OPTION	Castor wheels (2 wheels with brake and rear without brake) with levelers / Base frame
STATIC LOAD	750 kgs with castors, 1200 kgs with base frame/plinth. (Recommended to distribute the load along with U space in the rack)

Product Codes and Dimensions

PART CODE	Total Height in MM (H)	Usable Height in U (H)	Total Width in MM (W)	Usable Width in Inches (W)	Total Depth in MM (D)	Usable Depth in MM (D)
MRS-CY-8080-42U	2150	42U	800	19"	800	720

1U = 44.45 mm / 1.75 Inch

Note:

1. Other models can be manufactured on request.
2. It is recommended to distribute the load along with "U" space in the rack.
3. All dimensions are in mm.



MODULAR RACK SYSTEMS PVT. LTD.

No. 189 & 190, Nadikerappa Industrial Estate, Hegganahalli, Vishwanedam Post, Bangalore-560 091 INDIA • Tel: +91 80 28365042 • Fax: +91 80 28367881
Mobile: +91 9108220086 • Email: admin@mrsrack.com

