

# Innovations Customized

**MRS**<sup>®</sup>  
**MODULAR**  
RACK SYSTEMS PVT LTD

**OUTDOOR  
RACK SERIES  
FLOOR MOUNT**





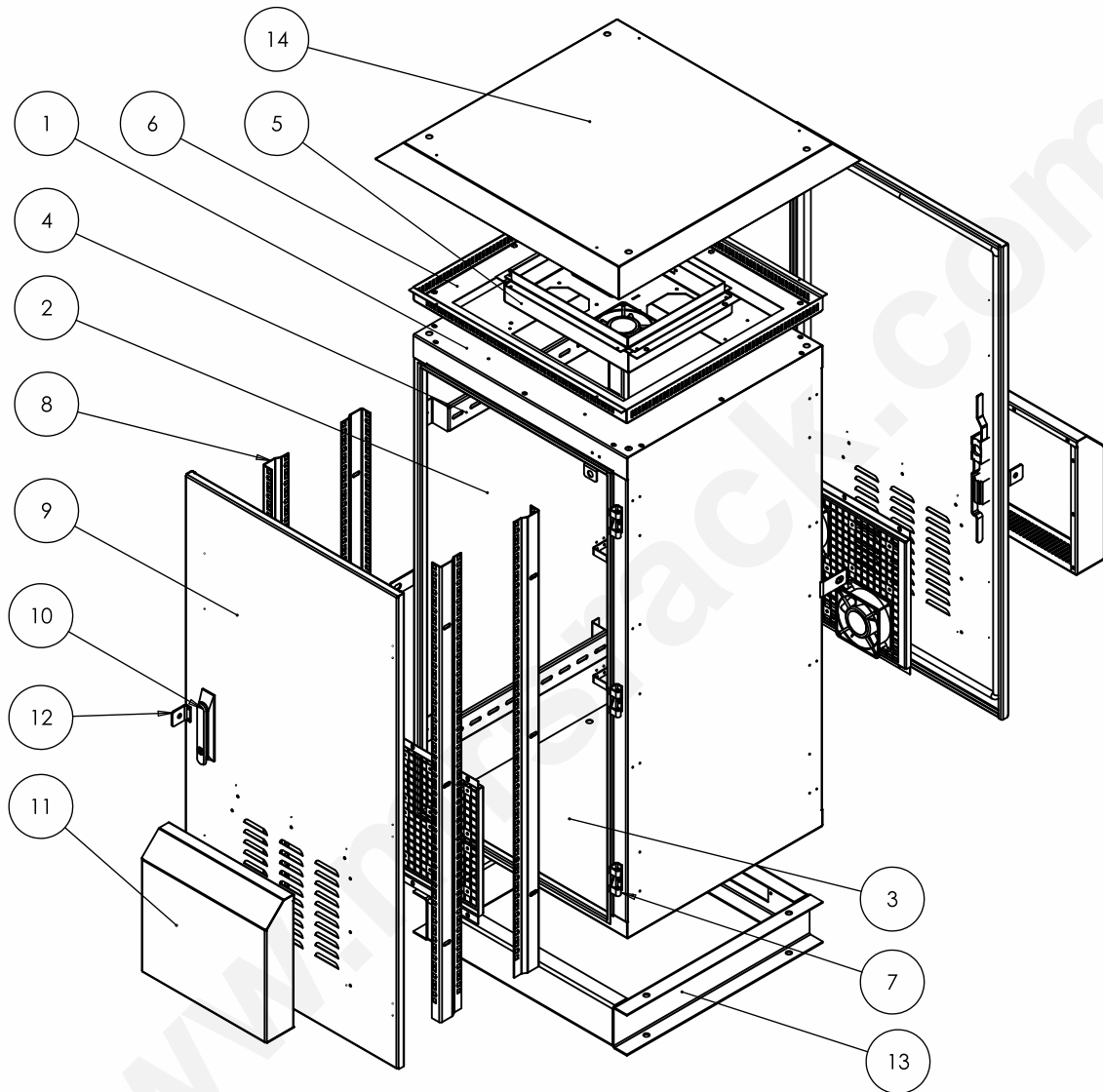
CERTIFIED



**MRS** Floor Mounting Racks are designed for outdoor applications to meet IP55. Racks are manufactured of pre galvanized coated steel sheet punched, formed welded with a tight mechanical design, a clear line, and a vent system, outdoor satisfies the requirements of customers in both high-temperature locations and regions with extremely low temperatures. The rack frame perforations along with internal accessories create a highly flexible cabinet. Using exhaust fans, cooling units, heat exchangers and heating will allow for a favorable climate and stable temperatures inside the cabinet.

- ◆ Designed directly for outdoor applications
- ◆ Simple, useful, functional construction
- ◆ The highest protection against corrosion
- ◆ Welded pre galvanized steel enclosure
- ◆ Perfect protection against weather
- ◆ Powder coat with UV protection
- ◆ Color RAL7035
- ◆ PU non-porous gasket – suitable for extreme temperature ranges
- ◆ IP55 dust and water protection
- ◆ IK10 mechanical protection – against serious violence
- ◆ Vandalism-proof – the side panels, rear panel, and roof are screwed/welded from inside, and they are equipped with closed hinges and compact metal handles
- ◆ Compact design - no point of access for lever-type tools
- ◆ Ready for crane transport

Available from 17U~36 variants with 650 & 800 Depth.



- |                         |                 |                         |
|-------------------------|-----------------|-------------------------|
| 1 Top Panel             | 6 Canopy Strip  | 11 Hood                 |
| 2 Side Cover Integrated | 7 Hinges        | 12 Lock Bracket         |
| 3 Bottom Cover          | 8 L Angle       | 13 Plinth Base Assembly |
| 4 Depth Member          | 9 Door Assembly | 14 Top Canopy           |
| 5 4 Fan Tray Assembly   | 10 3 Point Lock |                         |

## ▶ Optional Accessories

- |                    |                       |                  |
|--------------------|-----------------------|------------------|
| ◆ Keyboard Shelf   | ◆ Castors             | ◆ Fans & Canopy  |
| ◆ Cantilever Shelf | ◆ Grouting Brackets   | ◆ Support Angles |
| ◆ Fixed Shelf      | ◆ Adjustable Levelers | ◆ Earthing Kit   |
| ◆ Sliding Shelf    | ◆ Plinth              |                  |
| ◆ Cable Managers   | ◆ Cable Basket        |                  |

## Product Features

- ◆ Conforms to DIN 41494 OR equivalent ISO Standards.
- ◆ Adjustable 19" equipment mounting angles with U marking provide the better mounting flexibility, maximize the usable mounting space.
- ◆ Depth adjustable mounting slots.
- ◆ Precision engineering capabilities and best efficient software configuration product technology provide the best product quality and fastest delivery in the industry.
- ◆ Top and bottom Panel with ventilation and cable entry facility.
- ◆ Provision to mount the cooling fans on the top/ Side panels or Front doors.
- ◆ Powder coated finish with Seven Tank pre- treatment process meeting all industrial standards
- ◆ Grounding and Bonding Options.
- ◆ 100% assured compatibility with all equipment conforming to DIN 41494. (General industrial standard for equipment)

## Technical Data

RACK STANDARD	Conforms to 41494 or equivalent standard
CONSTRUCTION	Welded
BASIC FRAME	Pre Galvanized Sheet Steel
FRONT DOOR	Lockable (Provided with Exhaust fan with canopy – Optional)
EQUIPMENT MOUNTING	DIN Standard 10mm. Square slots
19" MOUNTING ANGLE	Formed Steel Pre Galvanized
STANDARD FINISH	Powder Coating
STANDARD COLOR	Textured Grey / Black (Others on request)
TOP AND BOTTOM	Welded, with necessary ventilation and Cable entry cutouts on the bottom panel
STANDARD MOUNTING OPTION	Floor Standing
STATIC LOAD	300 - 750 kgs

## Product Codes and Dimensions

PART CODE	Total Height in MM (H)	Usable Height in MM (H)	Total Width in MM (W)	Usable Width in Inches (W)	Total Depth in MM (D)	Usable Depth in MM (D)
MRS-ODFM-6065-17U	934	17U	600	19"	650	570
MRS-ODFM-6065-22U	1156	22U	600	19"	650	570
MRS-ODFM-6065-27U	1398	27U	600	19"	650	570
MRS-ODFM-6065-32U	1620	32U	600	19"	650	570
MRS-ODFM-6065-36U	1798	36U	600	19"	650	570
MRS-ODFM-6080-17U	934	17U	600	19"	800	720
MRS-ODFM-6080-22U	1156	22U	600	19"	800	720
MRS-ODFM-6080-27U	1398	27U	600	19"	800	720
MRS-ODFM-6080-32U	1620	32U	600	19"	800	720
MRS-ODFM-6080-36U	1798	36U	600	19"	800	720

1U = 44.45 mm / 1.75 Inch

### Note:

1. Other models can be manufactured on request.
2. It is recommended to distribute the load along with "U" space in the rack.
3. All dimensions are in mm.



### MODULAR RACK SYSTEMS PVT. LTD.

No. 189 & 190, Nadikerappa Industrial Estate, Hegganahalli, Vishwaneedam Post, Bangalore-560 091 INDIA • Tel: +91 80 28365042 • Fax: +91 80 28367881  
Mobile: +91 9108220086 • Email: admin@mrsrack.com



# Innovations Customized

**MRS**<sup>®</sup>  
**MODULAR**  
RACK SYSTEMS PVT LTD

**OUTDOOR  
RACK SERIES  
FLOOR MOUNT**





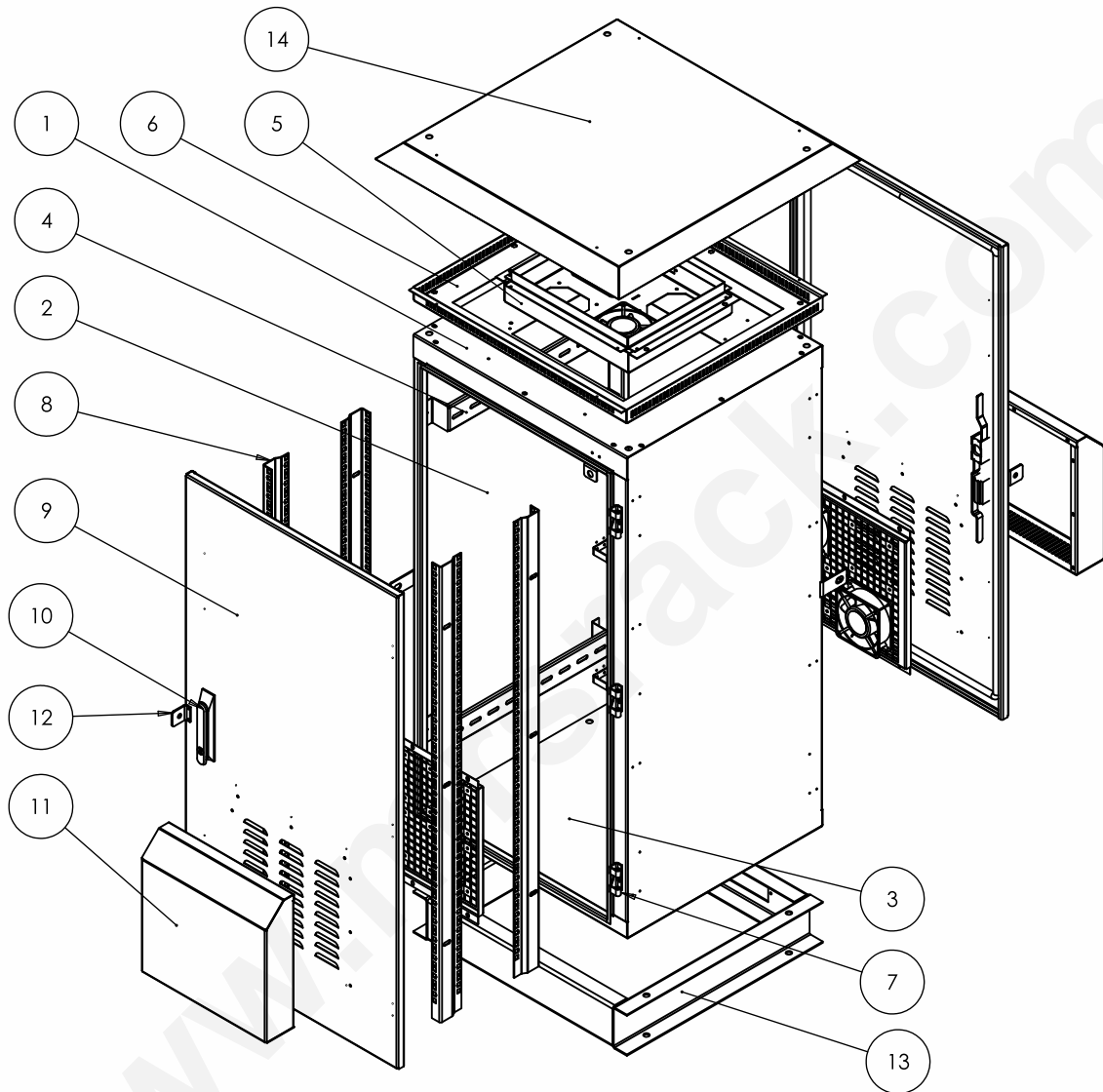
CERTIFIED



**MRS** Floor Mounting Racks are designed for outdoor applications to meet IP55. Racks are manufactured of pre galvanized coated steel sheet punched, formed welded with a tight mechanical design, a clear line, and a vent system, outdoor satisfies the requirements of customers in both high-temperature locations and regions with extremely low temperatures. The rack frame perforations along with internal accessories create a highly flexible cabinet. Using exhaust fans, cooling units, heat exchangers and heating will allow for a favorable climate and stable temperatures inside the cabinet.

- ◆ Designed directly for outdoor applications
- ◆ Simple, useful, functional construction
- ◆ The highest protection against corrosion
- ◆ Welded pre galvanized steel enclosure
- ◆ Perfect protection against weather
- ◆ Powder coat with UV protection
- ◆ Color RAL7035
- ◆ PU non-porous gasket – suitable for extreme temperature ranges
- ◆ IP55 dust and water protection
- ◆ IK10 mechanical protection – against serious violence
- ◆ Vandalism-proof – the side panels, rear panel, and roof are screwed/welded from inside, and they are equipped with closed hinges and compact metal handles
- ◆ Compact design - no point of access for lever-type tools
- ◆ Ready for crane transport

Available from 17U~36 variants with 650 & 800 Depth.



- |                         |                 |                         |
|-------------------------|-----------------|-------------------------|
| 1 Top Panel             | 6 Canopy Strip  | 11 Hood                 |
| 2 Side Cover Integrated | 7 Hinges        | 12 Lock Bracket         |
| 3 Bottom Cover          | 8 L Angle       | 13 Plinth Base Assembly |
| 4 Depth Member          | 9 Door Assembly | 14 Top Canopy           |
| 5 4 Fan Tray Assembly   | 10 3 Point Lock |                         |

## ▶ Optional Accessories

- |                    |                       |                  |
|--------------------|-----------------------|------------------|
| ◆ Keyboard Shelf   | ◆ Castors             | ◆ Fans & Canopy  |
| ◆ Cantilever Shelf | ◆ Grouting Brackets   | ◆ Support Angles |
| ◆ Fixed Shelf      | ◆ Adjustable Levelers | ◆ Earthing Kit   |
| ◆ Sliding Shelf    | ◆ Plinth              |                  |
| ◆ Cable Managers   | ◆ Cable Basket        |                  |

# Product Features

- ◆ Conforms to DIN 41494 OR equivalent ISO Standards.
- ◆ Adjustable 19" equipment mounting angles with U marking provide the better mounting flexibility, maximize the usable mounting space.
- ◆ Depth adjustable mounting slots.
- ◆ Precision engineering capabilities and best efficient software configuration product technology provide the best product quality and fastest delivery in the industry.
- ◆ Top and bottom Panel with ventilation and cable entry facility.
- ◆ Provision to mount the cooling fans on the top/ Side panels or Front doors.
- ◆ Powder coated finish with Seven Tank pre- treatment process meeting all industrial standards
- ◆ Grounding and Bonding Options.
- ◆ 100% assured compatibility with all equipment conforming to DIN 41494. (General industrial standard for equipment)

## ▶ Technical Data

RACK STANDARD	Conforms to 41494 or equivalent standard
CONSTRUCTION	Welded
BASIC FRAME	Pre Galvanized Sheet Steel
FRONT DOOR	Lockable (Provided with Exhaust fan with canopy – Optional)
EQUIPMENT MOUNTING	DIN Standard 10mm. Square slots
19" MOUNTING ANGLE	Formed Steel Pre Galvanized
STANDARD FINISH	Powder Coating
STANDARD COLOR	Textured Grey / Black (Others on request)
TOP AND BOTTOM	Welded, with necessary ventilation and Cable entry cutouts on the bottom panel
STANDARD MOUNTING OPTION	Floor Standing
STATIC LOAD	300 - 750 kgs

## ▶ Product Codes and Dimensions

PART CODE	Total Height in MM (H)	Usable Height in MM (H)	Total Width in MM (W)	Usable Width in Inches (W)	Total Depth in MM (D)	Usable Depth in MM (D)
<b>MRS-ODFM-6065-17U</b>	934	17U	600	19"	650	570

1U = 44.45 mm / 1.75 Inch

**Note:**

1. Other models can be manufactured on request.
2. It is recommended to distribute the load along with "U" space in the rack.
3. All dimensions are in mm.



### MODULAR RACK SYSTEMS PVT. LTD.

No. 189 & 190, Nadikerappa Industrial Estate, Hegganahalli, Vishwanedam Post, Bangalore-560 091 INDIA • Tel: +91 80 28365042 • Fax: +91 80 28367881  
Mobile: +91 9108220086 • Email: admin@mrsrack.com



# Innovations Customized

**MRS**<sup>®</sup>  
**MODULAR**  
RACK SYSTEMS PVT LTD

**OUTDOOR  
RACK SERIES  
FLOOR MOUNT**





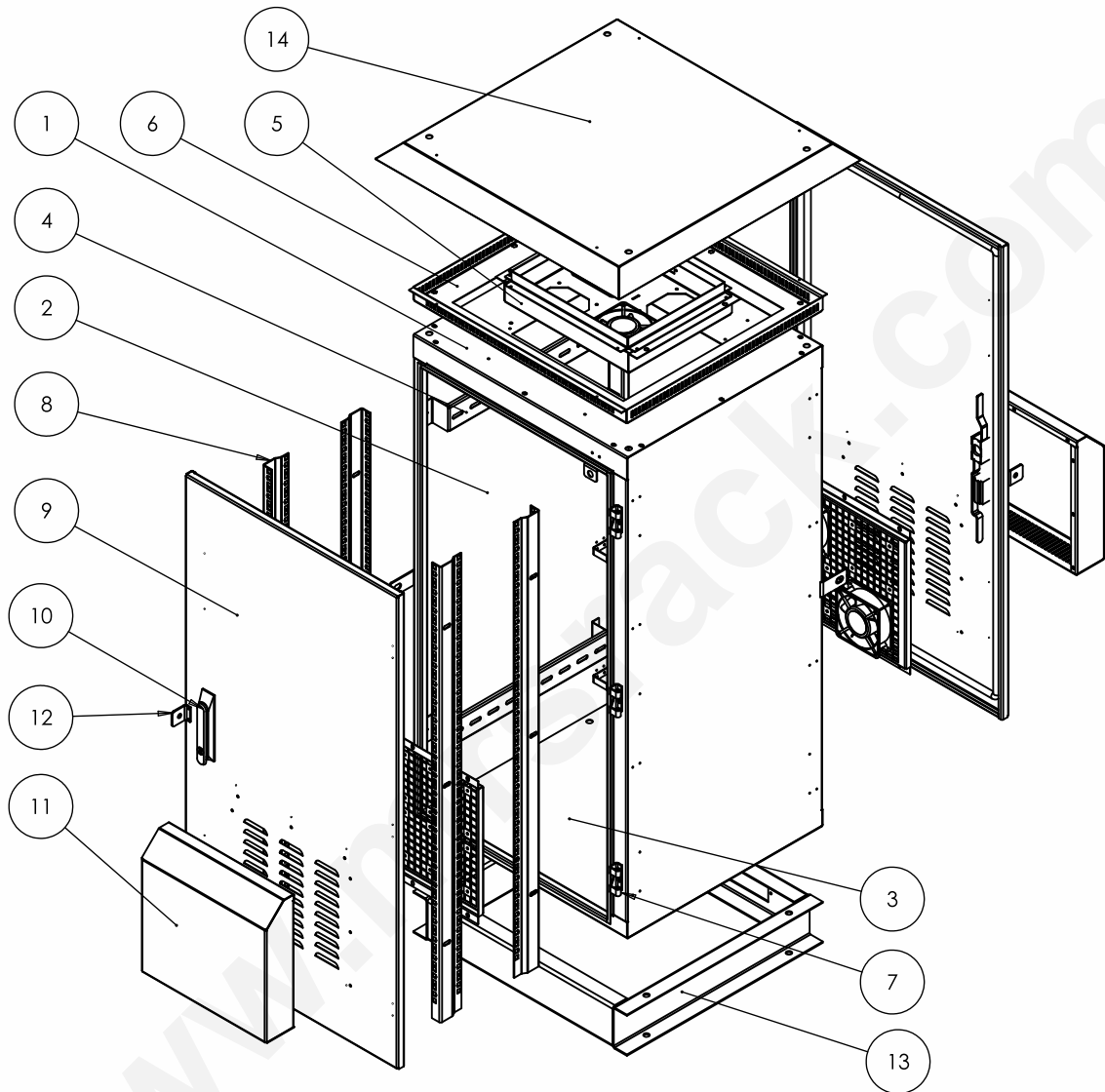
CERTIFIED



**MRS** Floor Mounting Racks are designed for outdoor applications to meet IP55. Racks are manufactured of pre galvanized coated steel sheet punched, formed welded with a tight mechanical design, a clear line, and a vent system, outdoor satisfies the requirements of customers in both high-temperature locations and regions with extremely low temperatures. The rack frame perforations along with internal accessories create a highly flexible cabinet. Using exhaust fans, cooling units, heat exchangers and heating will allow for a favorable climate and stable temperatures inside the cabinet.

- ◆ Designed directly for outdoor applications
- ◆ Simple, useful, functional construction
- ◆ The highest protection against corrosion
- ◆ Welded pre galvanized steel enclosure
- ◆ Perfect protection against weather
- ◆ Powder coat with UV protection
- ◆ Color RAL7035
- ◆ PU non-porous gasket – suitable for extreme temperature ranges
- ◆ IP55 dust and water protection
- ◆ IK10 mechanical protection – against serious violence
- ◆ Vandalism-proof – the side panels, rear panel, and roof are screwed/welded from inside, and they are equipped with closed hinges and compact metal handles
- ◆ Compact design - no point of access for lever-type tools
- ◆ Ready for crane transport

Available from 17U~36 variants with 650 & 800 Depth.



- |                         |                 |                         |
|-------------------------|-----------------|-------------------------|
| 1 Top Panel             | 6 Canopy Strip  | 11 Hood                 |
| 2 Side Cover Integrated | 7 Hinges        | 12 Lock Bracket         |
| 3 Bottom Cover          | 8 L Angle       | 13 Plinth Base Assembly |
| 4 Depth Member          | 9 Door Assembly | 14 Top Canopy           |
| 5 4 Fan Tray Assembly   | 10 3 Point Lock |                         |

## ▶ Optional Accessories

- |                    |                       |                  |
|--------------------|-----------------------|------------------|
| ◆ Keyboard Shelf   | ◆ Castors             | ◆ Fans & Canopy  |
| ◆ Cantilever Shelf | ◆ Grouting Brackets   | ◆ Support Angles |
| ◆ Fixed Shelf      | ◆ Adjustable Levelers | ◆ Earthing Kit   |
| ◆ Sliding Shelf    | ◆ Plinth              |                  |
| ◆ Cable Managers   | ◆ Cable Basket        |                  |

# Product Features

- ◆ Conforms to DIN 41494 OR equivalent ISO Standards.
- ◆ Adjustable 19" equipment mounting angles with U marking provide the better mounting flexibility, maximize the usable mounting space.
- ◆ Depth adjustable mounting slots.
- ◆ Precision engineering capabilities and best efficient software configuration product technology provide the best product quality and fastest delivery in the industry.
- ◆ Top and bottom Panel with ventilation and cable entry facility.
- ◆ Provision to mount the cooling fans on the top/ Side panels or Front doors.
- ◆ Powder coated finish with Seven Tank pre- treatment process meeting all industrial standards
- ◆ Grounding and Bonding Options.
- ◆ 100% assured compatibility with all equipment conforming to DIN 41494. (General industrial standard for equipment)

## ▶ Technical Data

RACK STANDARD	Conforms to 41494 or equivalent standard
CONSTRUCTION	Welded
BASIC FRAME	Pre Galvanized Sheet Steel
FRONT DOOR	Lockable (Provided with Exhaust fan with canopy – Optional)
EQUIPMENT MOUNTING	DIN Standard 10mm. Square slots
19" MOUNTING ANGLE	Formed Steel Pre Galvanized
STANDARD FINISH	Powder Coating
STANDARD COLOR	Textured Grey / Black (Others on request)
TOP AND BOTTOM	Welded, with necessary ventilation and Cable entry cutouts on the bottom panel
STANDARD MOUNTING OPTION	Floor Standing
STATIC LOAD	300 - 750 kgs

## ▶ Product Codes and Dimensions

PART CODE	Total Height in MM (H)	Usable Height in MM (H)	Total Width in MM (W)	Usable Width in Inches (W)	Total Depth in MM (D)	Usable Depth in MM (D)
<b>MRS-ODFM-6065-22U</b>	1156	22U	600	19"	650	570

1U = 44.45 mm / 1.75 Inch

**Note:**

1. Other models can be manufactured on request.
2. It is recommended to distribute the load along with "U" space in the rack.
3. All dimensions are in mm.



### MODULAR RACK SYSTEMS PVT. LTD.

No. 189 & 190, Nadikerappa Industrial Estate, Hegganahalli, Vishwanedam Post, Bangalore-560 091 INDIA • Tel: +91 80 28365042 • Fax: +91 80 28367881  
Mobile: +91 9108220086 • Email: admin@mrsrack.com



# Innovations Customized

**MRS**<sup>®</sup>  
**MODULAR**  
RACK SYSTEMS PVT LTD

**OUTDOOR  
RACK SERIES  
FLOOR MOUNT**





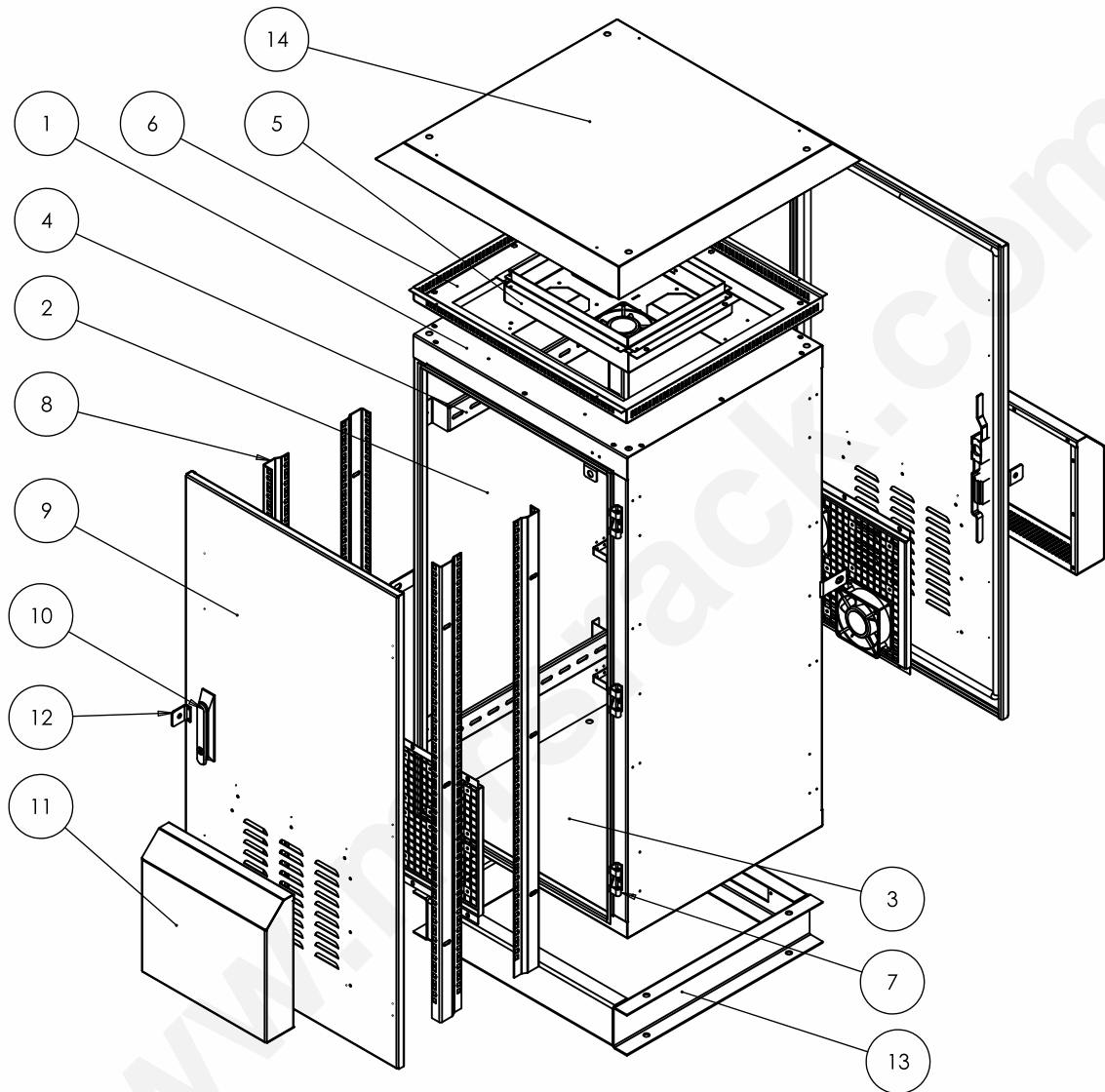
CERTIFIED



**MRS** Floor Mounting Racks are designed for outdoor applications to meet IP55. Racks are manufactured of pre galvanized coated steel sheet punched, formed welded with a tight mechanical design, a clear line, and a vent system, outdoor satisfies the requirements of customers in both high-temperature locations and regions with extremely low temperatures. The rack frame perforations along with internal accessories create a highly flexible cabinet. Using exhaust fans, cooling units, heat exchangers and heating will allow for a favorable climate and stable temperatures inside the cabinet.

- ◆ Designed directly for outdoor applications
- ◆ Simple, useful, functional construction
- ◆ The highest protection against corrosion
- ◆ Welded pre galvanized steel enclosure
- ◆ Perfect protection against weather
- ◆ Powder coat with UV protection
- ◆ Color RAL7035
- ◆ PU non-porous gasket – suitable for extreme temperature ranges
- ◆ IP55 dust and water protection
- ◆ IK10 mechanical protection – against serious violence
- ◆ Vandalism-proof – the side panels, rear panel, and roof are screwed/welded from inside, and they are equipped with closed hinges and compact metal handles
- ◆ Compact design - no point of access for lever-type tools
- ◆ Ready for crane transport

Available from 17U~36 variants with 650 & 800 Depth.



- |                         |                 |                         |
|-------------------------|-----------------|-------------------------|
| 1 Top Panel             | 6 Canopy Strip  | 11 Hood                 |
| 2 Side Cover Integrated | 7 Hinges        | 12 Lock Bracket         |
| 3 Bottom Cover          | 8 L Angle       | 13 Plinth Base Assembly |
| 4 Depth Member          | 9 Door Assembly | 14 Top Canopy           |
| 5 4 Fan Tray Assembly   | 10 3 Point Lock |                         |

## ▶ Optional Accessories

- |                    |                       |                  |
|--------------------|-----------------------|------------------|
| ◆ Keyboard Shelf   | ◆ Castors             | ◆ Fans & Canopy  |
| ◆ Cantilever Shelf | ◆ Grouting Brackets   | ◆ Support Angles |
| ◆ Fixed Shelf      | ◆ Adjustable Levelers | ◆ Earthing Kit   |
| ◆ Sliding Shelf    | ◆ Plinth              |                  |
| ◆ Cable Managers   | ◆ Cable Basket        |                  |

# Product Features

- ◆ Conforms to DIN 41494 OR equivalent ISO Standards.
- ◆ Adjustable 19" equipment mounting angles with U marking provide the better mounting flexibility, maximize the usable mounting space.
- ◆ Depth adjustable mounting slots.
- ◆ Precision engineering capabilities and best efficient software configuration product technology provide the best product quality and fastest delivery in the industry.
- ◆ Top and bottom Panel with ventilation and cable entry facility.
- ◆ Provision to mount the cooling fans on the top/ Side panels or Front doors.
- ◆ Powder coated finish with Seven Tank pre- treatment process meeting all industrial standards
- ◆ Grounding and Bonding Options.
- ◆ 100% assured compatibility with all equipment conforming to DIN 41494. (General industrial standard for equipment)

## ▶ Technical Data

RACK STANDARD	Conforms to 41494 or equivalent standard
CONSTRUCTION	Welded
BASIC FRAME	Pre Galvanized Sheet Steel
FRONT DOOR	Lockable (Provided with Exhaust fan with canopy – Optional)
EQUIPMENT MOUNTING	DIN Standard 10mm. Square slots
19" MOUNTING ANGLE	Formed Steel Pre Galvanized
STANDARD FINISH	Powder Coating
STANDARD COLOR	Textured Grey / Black (Others on request)
TOP AND BOTTOM	Welded, with necessary ventilation and Cable entry cutouts on the bottom panel
STANDARD MOUNTING OPTION	Floor Standing
STATIC LOAD	300 - 750 kgs

## ▶ Product Codes and Dimensions

PART CODE	Total Height in MM (H)	Usable Height in MM (H)	Total Width in MM (W)	Usable Width in Inches (W)	Total Depth in MM (D)	Usable Depth in MM (D)
<b>MRS-ODFM-6065-27U</b>	1398	27U	600	19"	650	570

1U = 44.45 mm / 1.75 Inch

**Note:**

1. Other models can be manufactured on request.
2. It is recommended to distribute the load along with "U" space in the rack.
3. All dimensions are in mm.



### MODULAR RACK SYSTEMS PVT. LTD.

No. 189 & 190, Nadikerappa Industrial Estate, Hegganahalli, Vishwanedam Post, Bangalore-560 091 INDIA • Tel: +91 80 28365042 • Fax: +91 80 28367881  
Mobile: +91 9108220086 • Email: admin@mrsrack.com



# Innovations Customized

**MRS**<sup>®</sup>  
**MODULAR**  
RACK SYSTEMS PVT LTD

**OUTDOOR  
RACK SERIES  
FLOOR MOUNT**





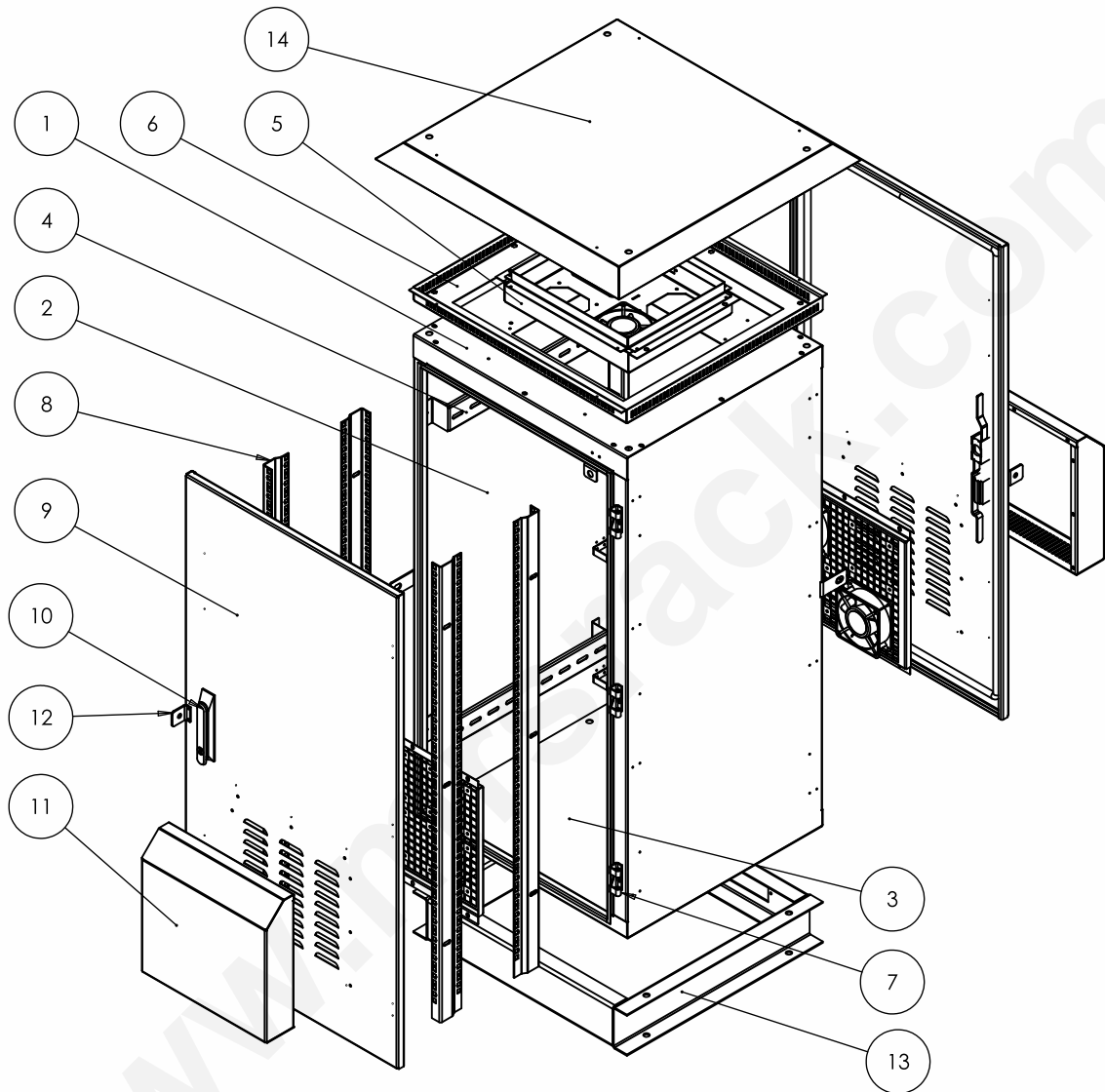
CERTIFIED



**MRS** Floor Mounting Racks are designed for outdoor applications to meet IP55. Racks are manufactured of pre galvanized coated steel sheet punched, formed welded with a tight mechanical design, a clear line, and a vent system, outdoor satisfies the requirements of customers in both high-temperature locations and regions with extremely low temperatures. The rack frame perforations along with internal accessories create a highly flexible cabinet. Using exhaust fans, cooling units, heat exchangers and heating will allow for a favorable climate and stable temperatures inside the cabinet.

- ◆ Designed directly for outdoor applications
- ◆ Simple, useful, functional construction
- ◆ The highest protection against corrosion
- ◆ Welded pre galvanized steel enclosure
- ◆ Perfect protection against weather
- ◆ Powder coat with UV protection
- ◆ Color RAL7035
- ◆ PU non-porous gasket – suitable for extreme temperature ranges
- ◆ IP55 dust and water protection
- ◆ IK10 mechanical protection – against serious violence
- ◆ Vandalism-proof – the side panels, rear panel, and roof are screwed/welded from inside, and they are equipped with closed hinges and compact metal handles
- ◆ Compact design - no point of access for lever-type tools
- ◆ Ready for crane transport

Available from 17U~36 variants with 650 & 800 Depth.



- |                         |                 |                         |
|-------------------------|-----------------|-------------------------|
| 1 Top Panel             | 6 Canopy Strip  | 11 Hood                 |
| 2 Side Cover Integrated | 7 Hinges        | 12 Lock Bracket         |
| 3 Bottom Cover          | 8 L Angle       | 13 Plinth Base Assembly |
| 4 Depth Member          | 9 Door Assembly | 14 Top Canopy           |
| 5 4 Fan Tray Assembly   | 10 3 Point Lock |                         |

## ▶ Optional Accessories

- |                    |                       |                  |
|--------------------|-----------------------|------------------|
| ◆ Keyboard Shelf   | ◆ Castors             | ◆ Fans & Canopy  |
| ◆ Cantilever Shelf | ◆ Grouting Brackets   | ◆ Support Angles |
| ◆ Fixed Shelf      | ◆ Adjustable Levelers | ◆ Earthing Kit   |
| ◆ Sliding Shelf    | ◆ Plinth              |                  |
| ◆ Cable Managers   | ◆ Cable Basket        |                  |

# Product Features

- ◆ Conforms to DIN 41494 OR equivalent ISO Standards.
- ◆ Adjustable 19" equipment mounting angles with U marking provide the better mounting flexibility, maximize the usable mounting space.
- ◆ Depth adjustable mounting slots.
- ◆ Precision engineering capabilities and best efficient software configuration product technology provide the best product quality and fastest delivery in the industry.
- ◆ Top and bottom Panel with ventilation and cable entry facility.
- ◆ Provision to mount the cooling fans on the top/ Side panels or Front doors.
- ◆ Powder coated finish with Seven Tank pre- treatment process meeting all industrial standards
- ◆ Grounding and Bonding Options.
- ◆ 100% assured compatibility with all equipment conforming to DIN 41494. (General industrial standard for equipment)

## ▶ Technical Data

RACK STANDARD	Conforms to 41494 or equivalent standard
CONSTRUCTION	Welded
BASIC FRAME	Pre Galvanized Sheet Steel
FRONT DOOR	Lockable (Provided with Exhaust fan with canopy – Optional)
EQUIPMENT MOUNTING	DIN Standard 10mm. Square slots
19" MOUNTING ANGLE	Formed Steel Pre Galvanized
STANDARD FINISH	Powder Coating
STANDARD COLOR	Textured Grey / Black (Others on request)
TOP AND BOTTOM	Welded, with necessary ventilation and Cable entry cutouts on the bottom panel
STANDARD MOUNTING OPTION	Floor Standing
STATIC LOAD	300 - 750 kgs

## ▶ Product Codes and Dimensions

PART CODE	Total Height in MM (H)	Usable Height in MM (H)	Total Width in MM (W)	Usable Width in Inches (W)	Total Depth in MM (D)	Usable Depth in MM (D)
<b>MRS-ODFM-6065-32U</b>	1620	32U	600	19"	650	570

1U = 44.45 mm / 1.75 Inch

**Note:**

1. Other models can be manufactured on request.
2. It is recommended to distribute the load along with "U" space in the rack.
3. All dimensions are in mm.



### MODULAR RACK SYSTEMS PVT. LTD.

No. 189 & 190, Nadikerappa Industrial Estate, Hegganahalli, Vishwanedam Post, Bangalore-560 091 INDIA • Tel: +91 80 28365042 • Fax: +91 80 28367881  
Mobile: +91 9108220086 • Email: admin@mrsrack.com



# Innovations Customized

**MRS**<sup>®</sup>  
**MODULAR**  
RACK SYSTEMS PVT LTD

**OUTDOOR  
RACK SERIES  
FLOOR MOUNT**





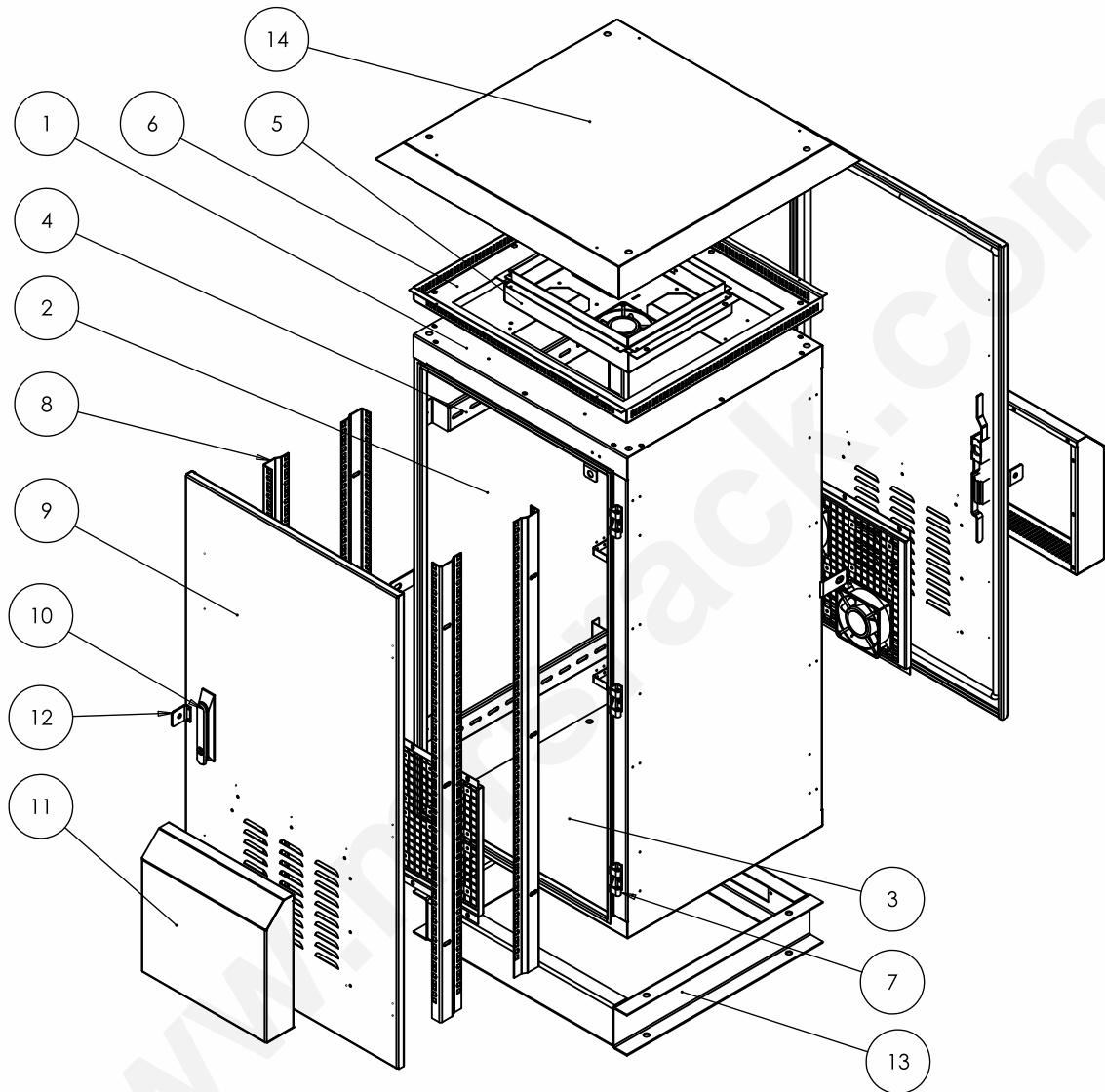
CERTIFIED



**MRS** Floor Mounting Racks are designed for outdoor applications to meet IP55. Racks are manufactured of pre galvanized coated steel sheet punched, formed welded with a tight mechanical design, a clear line, and a vent system, outdoor satisfies the requirements of customers in both high-temperature locations and regions with extremely low temperatures. The rack frame perforations along with internal accessories create a highly flexible cabinet. Using exhaust fans, cooling units, heat exchangers and heating will allow for a favorable climate and stable temperatures inside the cabinet.

- ◆ Designed directly for outdoor applications
- ◆ Simple, useful, functional construction
- ◆ The highest protection against corrosion
- ◆ Welded pre galvanized steel enclosure
- ◆ Perfect protection against weather
- ◆ Powder coat with UV protection
- ◆ Color RAL7035
- ◆ PU non-porous gasket – suitable for extreme temperature ranges
- ◆ IP55 dust and water protection
- ◆ IK10 mechanical protection – against serious violence
- ◆ Vandalism-proof – the side panels, rear panel, and roof are screwed/welded from inside, and they are equipped with closed hinges and compact metal handles
- ◆ Compact design - no point of access for lever-type tools
- ◆ Ready for crane transport

Available from 17U~36 variants with 650 & 800 Depth.



- |                         |                 |                         |
|-------------------------|-----------------|-------------------------|
| 1 Top Panel             | 6 Canopy Strip  | 11 Hood                 |
| 2 Side Cover Integrated | 7 Hinges        | 12 Lock Bracket         |
| 3 Bottom Cover          | 8 L Angle       | 13 Plinth Base Assembly |
| 4 Depth Member          | 9 Door Assembly | 14 Top Canopy           |
| 5 4 Fan Tray Assembly   | 10 3 Point Lock |                         |

## ▶ Optional Accessories

- |                    |                       |                  |
|--------------------|-----------------------|------------------|
| ◆ Keyboard Shelf   | ◆ Castors             | ◆ Fans & Canopy  |
| ◆ Cantilever Shelf | ◆ Grouting Brackets   | ◆ Support Angles |
| ◆ Fixed Shelf      | ◆ Adjustable Levelers | ◆ Earthing Kit   |
| ◆ Sliding Shelf    | ◆ Plinth              |                  |
| ◆ Cable Managers   | ◆ Cable Basket        |                  |

# Product Features

- ◆ Conforms to DIN 41494 OR equivalent ISO Standards.
- ◆ Adjustable 19" equipment mounting angles with U marking provide the better mounting flexibility, maximize the usable mounting space.
- ◆ Depth adjustable mounting slots.
- ◆ Precision engineering capabilities and best efficient software configuration product technology provide the best product quality and fastest delivery in the industry.
- ◆ Top and bottom Panel with ventilation and cable entry facility.
- ◆ Provision to mount the cooling fans on the top/ Side panels or Front doors.
- ◆ Powder coated finish with Seven Tank pre- treatment process meeting all industrial standards
- ◆ Grounding and Bonding Options.
- ◆ 100% assured compatibility with all equipment conforming to DIN 41494. (General industrial standard for equipment)

## ▶ Technical Data

RACK STANDARD	Conforms to 41494 or equivalent standard
CONSTRUCTION	Welded
BASIC FRAME	Pre Galvanized Sheet Steel
FRONT DOOR	Lockable (Provided with Exhaust fan with canopy – Optional)
EQUIPMENT MOUNTING	DIN Standard 10mm. Square slots
19" MOUNTING ANGLE	Formed Steel Pre Galvanized
STANDARD FINISH	Powder Coating
STANDARD COLOR	Textured Grey / Black (Others on request)
TOP AND BOTTOM	Welded, with necessary ventilation and Cable entry cutouts on the bottom panel
STANDARD MOUNTING OPTION	Floor Standing
STATIC LOAD	300 - 750 kgs

## ▶ Product Codes and Dimensions

PART CODE	Total Height in MM (H)	Usable Height in MM (H)	Total Width in MM (W)	Usable Width in Inches (W)	Total Depth in MM (D)	Usable Depth in MM (D)
<b>MRS-ODFM-6065-36U</b>	1798	36U	600	19"	650	570

1U = 44.45 mm / 1.75 Inch

**Note:**

1. Other models can be manufactured on request.
2. It is recommended to distribute the load along with "U" space in the rack.
3. All dimensions are in mm.



### MODULAR RACK SYSTEMS PVT. LTD.

No. 189 & 190, Nadikerappa Industrial Estate, Hegganahalli, Vishwanedam Post, Bangalore-560 091 INDIA • Tel: +91 80 28365042 • Fax: +91 80 28367881  
Mobile: +91 9108220086 • Email: admin@mrsrack.com



# Innovations Customized

**MRS**<sup>®</sup>  
**MODULAR**  
RACK SYSTEMS PVT LTD

**OUTDOOR  
RACK SERIES  
FLOOR MOUNT**





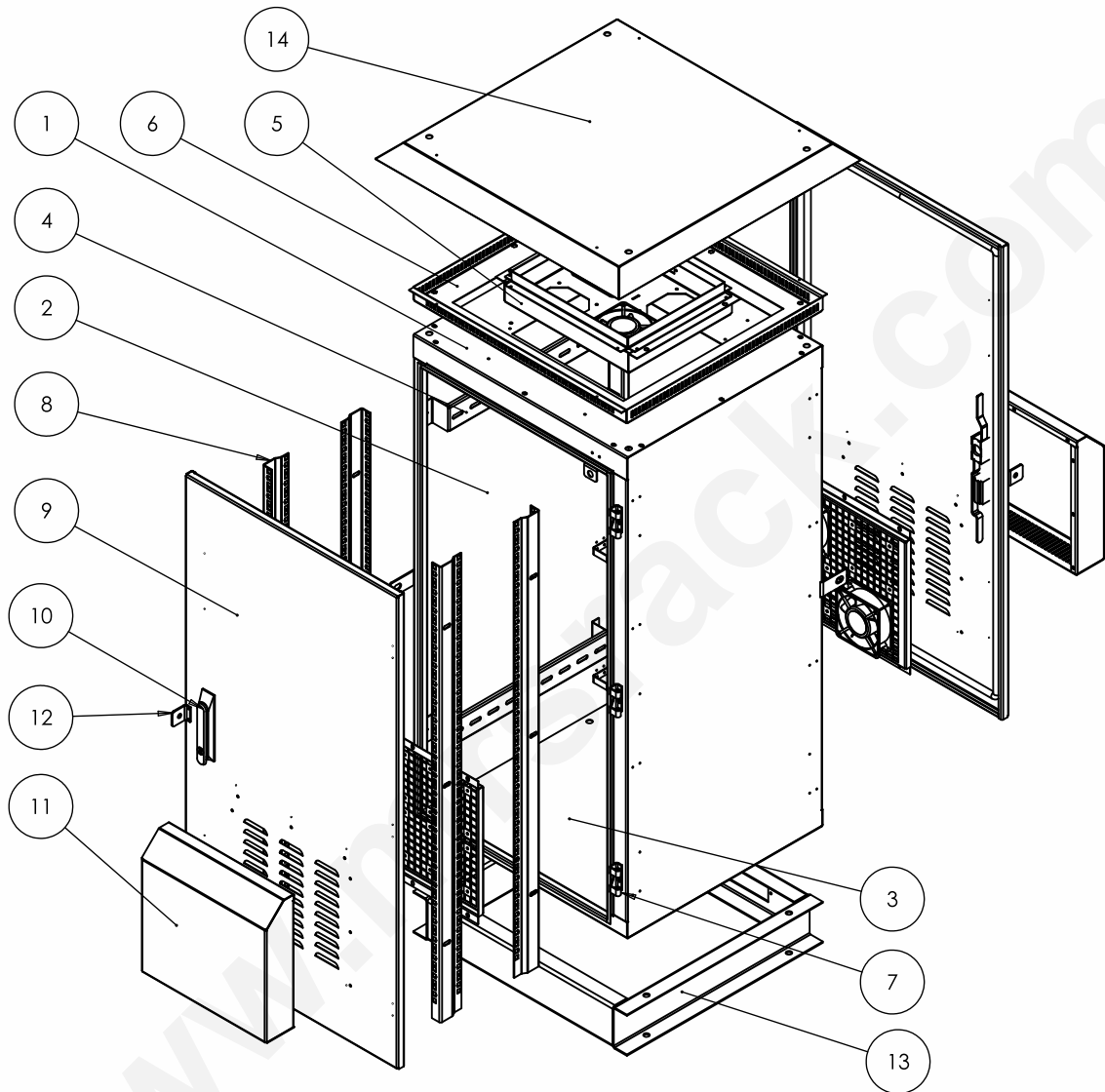
CERTIFIED



**MRS** Floor Mounting Racks are designed for outdoor applications to meet IP55. Racks are manufactured of pre galvanized coated steel sheet punched, formed welded with a tight mechanical design, a clear line, and a vent system, outdoor satisfies the requirements of customers in both high-temperature locations and regions with extremely low temperatures. The rack frame perforations along with internal accessories create a highly flexible cabinet. Using exhaust fans, cooling units, heat exchangers and heating will allow for a favorable climate and stable temperatures inside the cabinet.

- ◆ Designed directly for outdoor applications
- ◆ Simple, useful, functional construction
- ◆ The highest protection against corrosion
- ◆ Welded pre galvanized steel enclosure
- ◆ Perfect protection against weather
- ◆ Powder coat with UV protection
- ◆ Color RAL7035
- ◆ PU non-porous gasket – suitable for extreme temperature ranges
- ◆ IP55 dust and water protection
- ◆ IK10 mechanical protection – against serious violence
- ◆ Vandalism-proof – the side panels, rear panel, and roof are screwed/welded from inside, and they are equipped with closed hinges and compact metal handles
- ◆ Compact design - no point of access for lever-type tools
- ◆ Ready for crane transport

Available from 17U~36 variants with 650 & 800 Depth.



- |                         |                 |                         |
|-------------------------|-----------------|-------------------------|
| 1 Top Panel             | 6 Canopy Strip  | 11 Hood                 |
| 2 Side Cover Integrated | 7 Hinges        | 12 Lock Bracket         |
| 3 Bottom Cover          | 8 L Angle       | 13 Plinth Base Assembly |
| 4 Depth Member          | 9 Door Assembly | 14 Top Canopy           |
| 5 4 Fan Tray Assembly   | 10 3 Point Lock |                         |

## ▶ Optional Accessories

- |                    |                       |                  |
|--------------------|-----------------------|------------------|
| ◆ Keyboard Shelf   | ◆ Castors             | ◆ Fans & Canopy  |
| ◆ Cantilever Shelf | ◆ Grouting Brackets   | ◆ Support Angles |
| ◆ Fixed Shelf      | ◆ Adjustable Levelers | ◆ Earthing Kit   |
| ◆ Sliding Shelf    | ◆ Plinth              |                  |
| ◆ Cable Managers   | ◆ Cable Basket        |                  |

# Product Features

- ◆ Conforms to DIN 41494 OR equivalent ISO Standards.
- ◆ Adjustable 19" equipment mounting angles with U marking provide the better mounting flexibility, maximize the usable mounting space.
- ◆ Depth adjustable mounting slots.
- ◆ Precision engineering capabilities and best efficient software configuration product technology provide the best product quality and fastest delivery in the industry.
- ◆ Top and bottom Panel with ventilation and cable entry facility.
- ◆ Provision to mount the cooling fans on the top/ Side panels or Front doors.
- ◆ Powder coated finish with Seven Tank pre- treatment process meeting all industrial standards
- ◆ Grounding and Bonding Options.
- ◆ 100% assured compatibility with all equipment conforming to DIN 41494. (General industrial standard for equipment)

## ▶ Technical Data

RACK STANDARD	Conforms to 41494 or equivalent standard
CONSTRUCTION	Welded
BASIC FRAME	Pre Galvanized Sheet Steel
FRONT DOOR	Lockable (Provided with Exhaust fan with canopy – Optional)
EQUIPMENT MOUNTING	DIN Standard 10mm. Square slots
19" MOUNTING ANGLE	Formed Steel Pre Galvanized
STANDARD FINISH	Powder Coating
STANDARD COLOR	Textured Grey / Black (Others on request)
TOP AND BOTTOM	Welded, with necessary ventilation and Cable entry cutouts on the bottom panel
STANDARD MOUNTING OPTION	Floor Standing
STATIC LOAD	300 - 750 kgs

## ▶ Product Codes and Dimensions

PART CODE	Total Height in MM (H)	Usable Height in MM (H)	Total Width in MM (W)	Usable Width in Inches (W)	Total Depth in MM (D)	Usable Depth in MM (D)
<b>MRS-ODFM-6080-17U</b>	934	17U	600	19"	800	720

1U = 44.45 mm / 1.75 Inch

**Note:**

1. Other models can be manufactured on request.
2. It is recommended to distribute the load along with "U" space in the rack.
3. All dimensions are in mm.



### MODULAR RACK SYSTEMS PVT. LTD.

No. 189 & 190, Nadikerappa Industrial Estate, Hegganahalli, Vishwanedam Post, Bangalore-560 091 INDIA • Tel: +91 80 28365042 • Fax: +91 80 28367881  
Mobile: +91 9108220086 • Email: admin@mrsrack.com



# Innovations Customized

**MRS**<sup>®</sup>  
**MODULAR**  
RACK SYSTEMS PVT LTD

**OUTDOOR  
RACK SERIES  
FLOOR MOUNT**





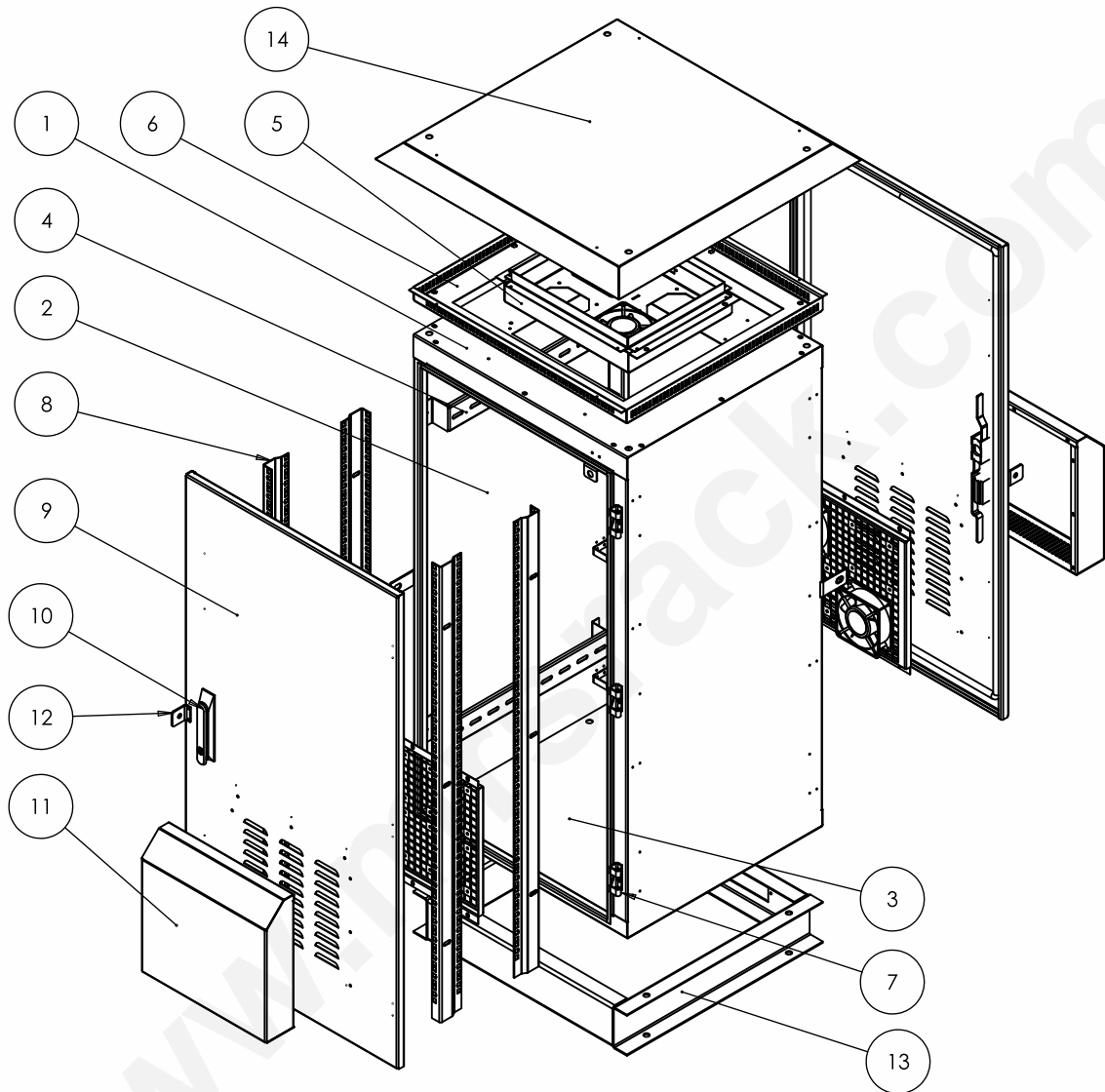
CERTIFIED



**MRS** Floor Mounting Racks are designed for outdoor applications to meet IP55. Racks are manufactured of pre galvanized coated steel sheet punched, formed welded with a tight mechanical design, a clear line, and a vent system, outdoor satisfies the requirements of customers in both high-temperature locations and regions with extremely low temperatures. The rack frame perforations along with internal accessories create a highly flexible cabinet. Using exhaust fans, cooling units, heat exchangers and heating will allow for a favorable climate and stable temperatures inside the cabinet.

- ◆ Designed directly for outdoor applications
- ◆ Simple, useful, functional construction
- ◆ The highest protection against corrosion
- ◆ Welded pre galvanized steel enclosure
- ◆ Perfect protection against weather
- ◆ Powder coat with UV protection
- ◆ Color RAL7035
- ◆ PU non-porous gasket – suitable for extreme temperature ranges
- ◆ IP55 dust and water protection
- ◆ IK10 mechanical protection – against serious violence
- ◆ Vandalism-proof – the side panels, rear panel, and roof are screwed/welded from inside, and they are equipped with closed hinges and compact metal handles
- ◆ Compact design - no point of access for lever-type tools
- ◆ Ready for crane transport

Available from 17U~36 variants with 650 & 800 Depth.



- |                         |                 |                         |
|-------------------------|-----------------|-------------------------|
| 1 Top Panel             | 6 Canopy Strip  | 11 Hood                 |
| 2 Side Cover Integrated | 7 Hinges        | 12 Lock Bracket         |
| 3 Bottom Cover          | 8 L Angle       | 13 Plinth Base Assembly |
| 4 Depth Member          | 9 Door Assembly | 14 Top Canopy           |
| 5 4 Fan Tray Assembly   | 10 3 Point Lock |                         |

## Optional Accessories

- ◆ Keyboard Shelf
- ◆ Castors
- ◆ Fans & Canopy
- ◆ Cantilever Shelf
- ◆ Grouting Brackets
- ◆ Support Angles
- ◆ Fixed Shelf
- ◆ Adjustable Levelers
- ◆ Earthing Kit
- ◆ Sliding Shelf
- ◆ Plinth
- ◆ Cable Managers
- ◆ Cable Basket

# Product Features

- ◆ Conforms to DIN 41494 OR equivalent ISO Standards.
- ◆ Adjustable 19" equipment mounting angles with U marking provide the better mounting flexibility, maximize the usable mounting space.
- ◆ Depth adjustable mounting slots.
- ◆ Precision engineering capabilities and best efficient software configuration product technology provide the best product quality and fastest delivery in the industry.
- ◆ Top and bottom Panel with ventilation and cable entry facility.
- ◆ Provision to mount the cooling fans on the top/ Side panels or Front doors.
- ◆ Powder coated finish with Seven Tank pre- treatment process meeting all industrial standards
- ◆ Grounding and Bonding Options.
- ◆ 100% assured compatibility with all equipment conforming to DIN 41494. (General industrial standard for equipment)

## ▶ Technical Data

RACK STANDARD	Conforms to 41494 or equivalent standard
CONSTRUCTION	Welded
BASIC FRAME	Pre Galvanized Sheet Steel
FRONT DOOR	Lockable (Provided with Exhaust fan with canopy – Optional)
EQUIPMENT MOUNTING	DIN Standard 10mm. Square slots
19" MOUNTING ANGLE	Formed Steel Pre Galvanized
STANDARD FINISH	Powder Coating
STANDARD COLOR	Textured Grey / Black (Others on request)
TOP AND BOTTOM	Welded, with necessary ventilation and Cable entry cutouts on the bottom panel
STANDARD MOUNTING OPTION	Floor Standing
STATIC LOAD	300 - 750 kgs

## ▶ Product Codes and Dimensions

PART CODE	Total Height in MM (H)	Usable Height in MM (H)	Total Width in MM (W)	Usable Width in Inches (W)	Total Depth in MM (D)	Usable Depth in MM (D)
<b>MRS-ODFM-6080-22U</b>	1156	22U	600	19"	800	720

1U = 44.45 mm / 1.75 Inch

**Note:**

1. Other models can be manufactured on request.
2. It is recommended to distribute the load along with "U" space in the rack.
3. All dimensions are in mm.



### MODULAR RACK SYSTEMS PVT. LTD.

No. 189 & 190, Nadikerappa Industrial Estate, Hegganahalli, Vishwanedam Post, Bangalore-560 091 INDIA • Tel: +91 80 28365042 • Fax: +91 80 28367881  
Mobile: +91 9108220086 • Email: admin@mrsrack.com



# Innovations Customized

**MRS**<sup>®</sup>  
**MODULAR**  
RACK SYSTEMS PVT LTD

**OUTDOOR  
RACK SERIES  
FLOOR MOUNT**





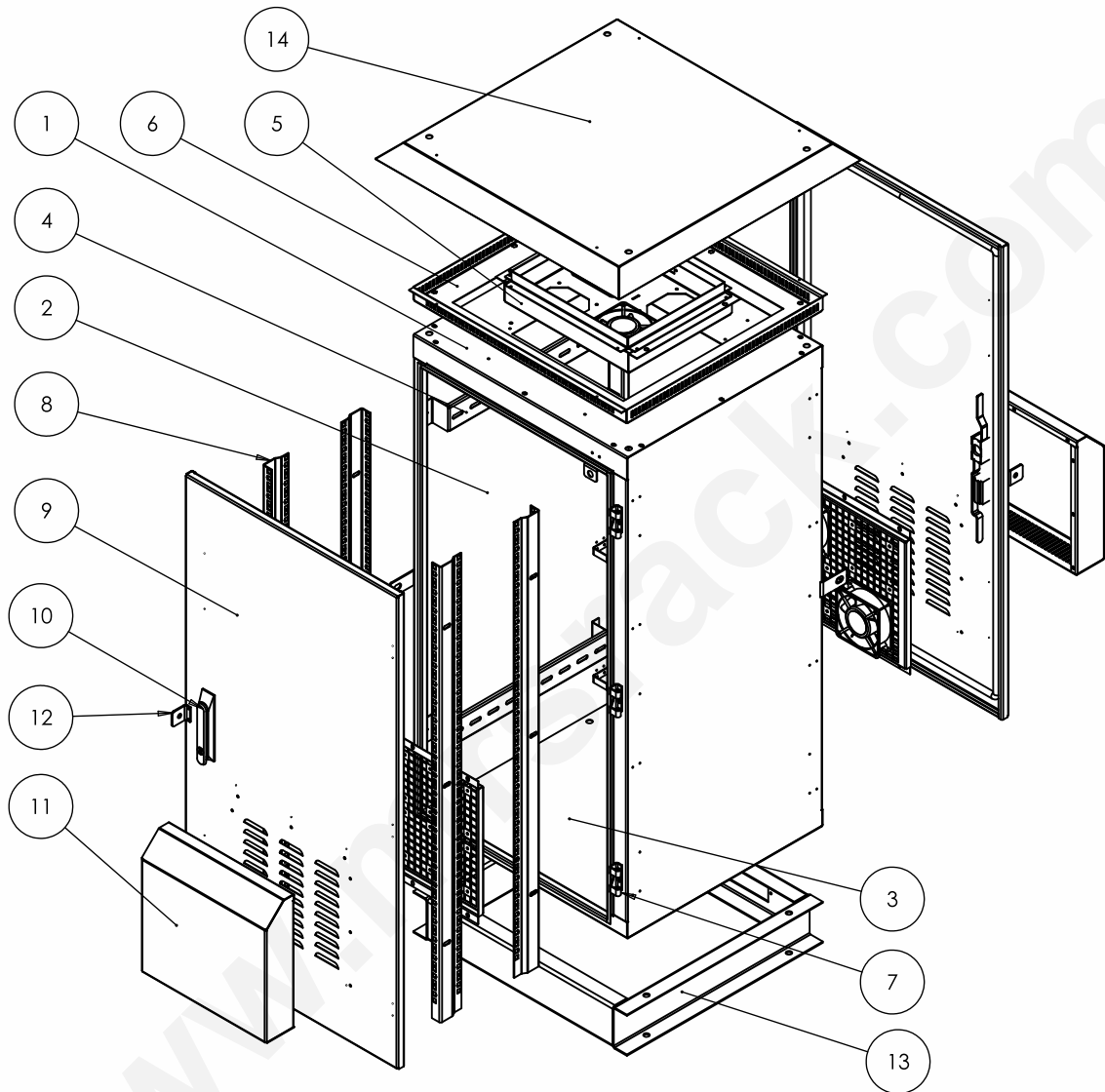
CERTIFIED



**MRS** Floor Mounting Racks are designed for outdoor applications to meet IP55. Racks are manufactured of pre galvanized coated steel sheet punched, formed welded with a tight mechanical design, a clear line, and a vent system, outdoor satisfies the requirements of customers in both high-temperature locations and regions with extremely low temperatures. The rack frame perforations along with internal accessories create a highly flexible cabinet. Using exhaust fans, cooling units, heat exchangers and heating will allow for a favorable climate and stable temperatures inside the cabinet.

- ◆ Designed directly for outdoor applications
- ◆ Simple, useful, functional construction
- ◆ The highest protection against corrosion
- ◆ Welded pre galvanized steel enclosure
- ◆ Perfect protection against weather
- ◆ Powder coat with UV protection
- ◆ Color RAL7035
- ◆ PU non-porous gasket – suitable for extreme temperature ranges
- ◆ IP55 dust and water protection
- ◆ IK10 mechanical protection – against serious violence
- ◆ Vandalism-proof – the side panels, rear panel, and roof are screwed/welded from inside, and they are equipped with closed hinges and compact metal handles
- ◆ Compact design - no point of access for lever-type tools
- ◆ Ready for crane transport

Available from 17U~36 variants with 650 & 800 Depth.



- |                         |                 |                         |
|-------------------------|-----------------|-------------------------|
| 1 Top Panel             | 6 Canopy Strip  | 11 Hood                 |
| 2 Side Cover Integrated | 7 Hinges        | 12 Lock Bracket         |
| 3 Bottom Cover          | 8 L Angle       | 13 Plinth Base Assembly |
| 4 Depth Member          | 9 Door Assembly | 14 Top Canopy           |
| 5 4 Fan Tray Assembly   | 10 3 Point Lock |                         |

## ▶ Optional Accessories

- |                    |                       |                  |
|--------------------|-----------------------|------------------|
| ◆ Keyboard Shelf   | ◆ Castors             | ◆ Fans & Canopy  |
| ◆ Cantilever Shelf | ◆ Grouting Brackets   | ◆ Support Angles |
| ◆ Fixed Shelf      | ◆ Adjustable Levelers | ◆ Earthing Kit   |
| ◆ Sliding Shelf    | ◆ Plinth              |                  |
| ◆ Cable Managers   | ◆ Cable Basket        |                  |

# Product Features

- ◆ Conforms to DIN 41494 OR equivalent ISO Standards.
- ◆ Adjustable 19" equipment mounting angles with U marking provide the better mounting flexibility, maximize the usable mounting space.
- ◆ Depth adjustable mounting slots.
- ◆ Precision engineering capabilities and best efficient software configuration product technology provide the best product quality and fastest delivery in the industry.
- ◆ Top and bottom Panel with ventilation and cable entry facility.
- ◆ Provision to mount the cooling fans on the top/ Side panels or Front doors.
- ◆ Powder coated finish with Seven Tank pre- treatment process meeting all industrial standards
- ◆ Grounding and Bonding Options.
- ◆ 100% assured compatibility with all equipment conforming to DIN 41494. (General industrial standard for equipment)

## ▶ Technical Data

RACK STANDARD	Conforms to 41494 or equivalent standard
CONSTRUCTION	Welded
BASIC FRAME	Pre Galvanized Sheet Steel
FRONT DOOR	Lockable (Provided with Exhaust fan with canopy – Optional)
EQUIPMENT MOUNTING	DIN Standard 10mm. Square slots
19" MOUNTING ANGLE	Formed Steel Pre Galvanized
STANDARD FINISH	Powder Coating
STANDARD COLOR	Textured Grey / Black (Others on request)
TOP AND BOTTOM	Welded, with necessary ventilation and Cable entry cutouts on the bottom panel
STANDARD MOUNTING OPTION	Floor Standing
STATIC LOAD	300 - 750 kgs

## ▶ Product Codes and Dimensions

PART CODE	Total Height in MM (H)	Usable Height in MM (H)	Total Width in MM (W)	Usable Width in Inches (W)	Total Depth in MM (D)	Usable Depth in MM (D)
<b>MRS-ODFM-6080-27U</b>	1398	27U	600	19"	800	720

1U = 44.45 mm / 1.75 Inch

**Note:**

1. Other models can be manufactured on request.
2. It is recommended to distribute the load along with "U" space in the rack.
3. All dimensions are in mm.



### MODULAR RACK SYSTEMS PVT. LTD.

No. 189 & 190, Nadikerappa Industrial Estate, Hegganahalli, Vishwanedam Post, Bangalore-560 091 INDIA • Tel: +91 80 28365042 • Fax: +91 80 28367881  
Mobile: +91 9108220086 • Email: admin@mrsrack.com



# Innovations Customized

**MRS**<sup>®</sup>  
**MODULAR**  
RACK SYSTEMS PVT LTD

**OUTDOOR  
RACK SERIES  
FLOOR MOUNT**





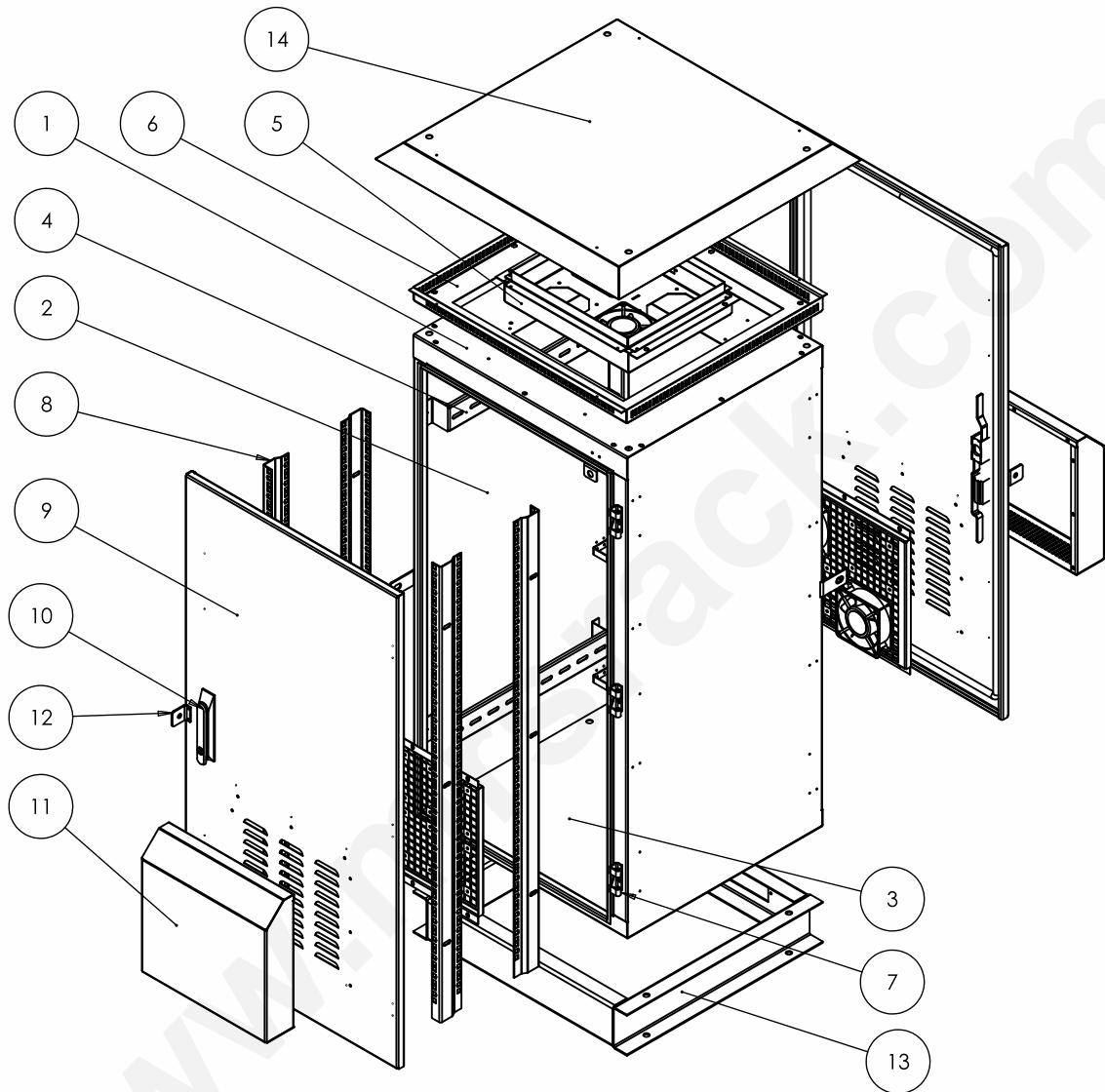
CERTIFIED



**MRS** Floor Mounting Racks are designed for outdoor applications to meet IP55. Racks are manufactured of pre galvanized coated steel sheet punched, formed welded with a tight mechanical design, a clear line, and a vent system, outdoor satisfies the requirements of customers in both high-temperature locations and regions with extremely low temperatures. The rack frame perforations along with internal accessories create a highly flexible cabinet. Using exhaust fans, cooling units, heat exchangers and heating will allow for a favorable climate and stable temperatures inside the cabinet.

- ◆ Designed directly for outdoor applications
- ◆ Simple, useful, functional construction
- ◆ The highest protection against corrosion
- ◆ Welded pre galvanized steel enclosure
- ◆ Perfect protection against weather
- ◆ Powder coat with UV protection
- ◆ Color RAL7035
- ◆ PU non-porous gasket – suitable for extreme temperature ranges
- ◆ IP55 dust and water protection
- ◆ IK10 mechanical protection – against serious violence
- ◆ Vandalism-proof – the side panels, rear panel, and roof are screwed/welded from inside, and they are equipped with closed hinges and compact metal handles
- ◆ Compact design - no point of access for lever-type tools
- ◆ Ready for crane transport

Available from 17U~36 variants with 650 & 800 Depth.



- |                         |                 |                         |
|-------------------------|-----------------|-------------------------|
| 1 Top Panel             | 6 Canopy Strip  | 11 Hood                 |
| 2 Side Cover Integrated | 7 Hinges        | 12 Lock Bracket         |
| 3 Bottom Cover          | 8 L Angle       | 13 Plinth Base Assembly |
| 4 Depth Member          | 9 Door Assembly | 14 Top Canopy           |
| 5 4 Fan Tray Assembly   | 10 3 Point Lock |                         |

## ▶ Optional Accessories

- |                    |                       |                  |
|--------------------|-----------------------|------------------|
| ◆ Keyboard Shelf   | ◆ Castors             | ◆ Fans & Canopy  |
| ◆ Cantilever Shelf | ◆ Grouting Brackets   | ◆ Support Angles |
| ◆ Fixed Shelf      | ◆ Adjustable Levelers | ◆ Earthing Kit   |
| ◆ Sliding Shelf    | ◆ Plinth              |                  |
| ◆ Cable Managers   | ◆ Cable Basket        |                  |

# Product Features

- ◆ Conforms to DIN 41494 OR equivalent ISO Standards.
- ◆ Adjustable 19" equipment mounting angles with U marking provide the better mounting flexibility, maximize the usable mounting space.
- ◆ Depth adjustable mounting slots.
- ◆ Precision engineering capabilities and best efficient software configuration product technology provide the best product quality and fastest delivery in the industry.
- ◆ Top and bottom Panel with ventilation and cable entry facility.
- ◆ Provision to mount the cooling fans on the top/ Side panels or Front doors.
- ◆ Powder coated finish with Seven Tank pre- treatment process meeting all industrial standards
- ◆ Grounding and Bonding Options.
- ◆ 100% assured compatibility with all equipment conforming to DIN 41494. (General industrial standard for equipment)

## ▶ Technical Data

RACK STANDARD	Conforms to 41494 or equivalent standard
CONSTRUCTION	Welded
BASIC FRAME	Pre Galvanized Sheet Steel
FRONT DOOR	Lockable (Provided with Exhaust fan with canopy – Optional)
EQUIPMENT MOUNTING	DIN Standard 10mm. Square slots
19" MOUNTING ANGLE	Formed Steel Pre Galvanized
STANDARD FINISH	Powder Coating
STANDARD COLOR	Textured Grey / Black (Others on request)
TOP AND BOTTOM	Welded, with necessary ventilation and Cable entry cutouts on the bottom panel
STANDARD MOUNTING OPTION	Floor Standing
STATIC LOAD	300 - 750 kgs

## ▶ Product Codes and Dimensions

PART CODE	Total Height in MM (H)	Usable Height in MM (H)	Total Width in MM (W)	Usable Width in Inches (W)	Total Depth in MM (D)	Usable Depth in MM (D)
<b>MRS-ODFM-6080-32U</b>	1620	32U	600	19"	800	720

1U = 44.45 mm / 1.75 Inch

**Note:**

1. Other models can be manufactured on request.
2. It is recommended to distribute the load along with "U" space in the rack.
3. All dimensions are in mm.



### MODULAR RACK SYSTEMS PVT. LTD.

No. 189 & 190, Nadikerappa Industrial Estate, Hegganahalli, Vishwanedam Post, Bangalore-560 091 INDIA • Tel: +91 80 28365042 • Fax: +91 80 28367881  
Mobile: +91 9108220086 • Email: admin@mrsrack.com



# Innovations Customized

**MRS**<sup>®</sup>  
**MODULAR**  
RACK SYSTEMS PVT LTD

**OUTDOOR  
RACK SERIES  
FLOOR MOUNT**





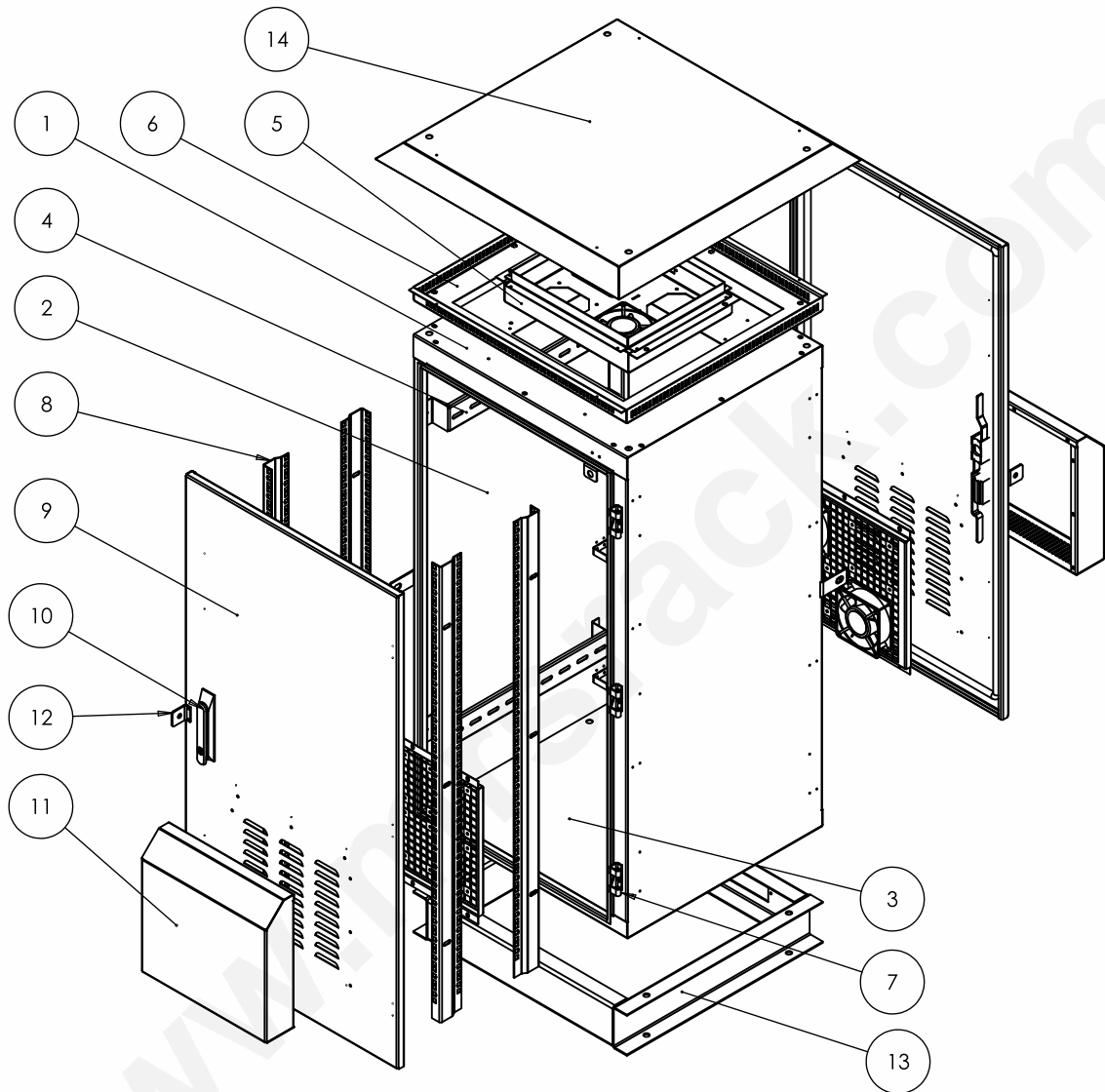
CERTIFIED



**MRS** Floor Mounting Racks are designed for outdoor applications to meet IP55. Racks are manufactured of pre galvanized coated steel sheet punched, formed welded with a tight mechanical design, a clear line, and a vent system, outdoor satisfies the requirements of customers in both high-temperature locations and regions with extremely low temperatures. The rack frame perforations along with internal accessories create a highly flexible cabinet. Using exhaust fans, cooling units, heat exchangers and heating will allow for a favorable climate and stable temperatures inside the cabinet.

- ◆ Designed directly for outdoor applications
- ◆ Simple, useful, functional construction
- ◆ The highest protection against corrosion
- ◆ Welded pre galvanized steel enclosure
- ◆ Perfect protection against weather
- ◆ Powder coat with UV protection
- ◆ Color RAL7035
- ◆ PU non-porous gasket – suitable for extreme temperature ranges
- ◆ IP55 dust and water protection
- ◆ IK10 mechanical protection – against serious violence
- ◆ Vandalism-proof – the side panels, rear panel, and roof are screwed/welded from inside, and they are equipped with closed hinges and compact metal handles
- ◆ Compact design - no point of access for lever-type tools
- ◆ Ready for crane transport

Available from 17U~36 variants with 650 & 800 Depth.



- |                         |                 |                         |
|-------------------------|-----------------|-------------------------|
| 1 Top Panel             | 6 Canopy Strip  | 11 Hood                 |
| 2 Side Cover Integrated | 7 Hinges        | 12 Lock Bracket         |
| 3 Bottom Cover          | 8 L Angle       | 13 Plinth Base Assembly |
| 4 Depth Member          | 9 Door Assembly | 14 Top Canopy           |
| 5 4 Fan Tray Assembly   | 10 3 Point Lock |                         |

## ▶ Optional Accessories

- |                    |                       |                  |
|--------------------|-----------------------|------------------|
| ◆ Keyboard Shelf   | ◆ Castors             | ◆ Fans & Canopy  |
| ◆ Cantilever Shelf | ◆ Grouting Brackets   | ◆ Support Angles |
| ◆ Fixed Shelf      | ◆ Adjustable Levelers | ◆ Earthing Kit   |
| ◆ Sliding Shelf    | ◆ Plinth              |                  |
| ◆ Cable Managers   | ◆ Cable Basket        |                  |

# Product Features

- ◆ Conforms to DIN 41494 OR equivalent ISO Standards.
- ◆ Adjustable 19" equipment mounting angles with U marking provide the better mounting flexibility, maximize the usable mounting space.
- ◆ Depth adjustable mounting slots.
- ◆ Precision engineering capabilities and best efficient software configuration product technology provide the best product quality and fastest delivery in the industry.
- ◆ Top and bottom Panel with ventilation and cable entry facility.
- ◆ Provision to mount the cooling fans on the top/ Side panels or Front doors.
- ◆ Powder coated finish with Seven Tank pre- treatment process meeting all industrial standards
- ◆ Grounding and Bonding Options.
- ◆ 100% assured compatibility with all equipment conforming to DIN 41494. (General industrial standard for equipment)

## ▶ Technical Data

RACK STANDARD	Conforms to 41494 or equivalent standard
CONSTRUCTION	Welded
BASIC FRAME	Pre Galvanized Sheet Steel
FRONT DOOR	Lockable (Provided with Exhaust fan with canopy – Optional)
EQUIPMENT MOUNTING	DIN Standard 10mm. Square slots
19" MOUNTING ANGLE	Formed Steel Pre Galvanized
STANDARD FINISH	Powder Coating
STANDARD COLOR	Textured Grey / Black (Others on request)
TOP AND BOTTOM	Welded, with necessary ventilation and Cable entry cutouts on the bottom panel
STANDARD MOUNTING OPTION	Floor Standing
STATIC LOAD	300 - 750 kgs

## ▶ Product Codes and Dimensions

PART CODE	Total Height in MM (H)	Usable Height in MM (H)	Total Width in MM (W)	Usable Width in Inches (W)	Total Depth in MM (D)	Usable Depth in MM (D)
<b>MRS-ODFM-6080-36U</b>	1798	36U	600	19"	800	720

1U = 44.45 mm / 1.75 Inch

**Note:**

1. Other models can be manufactured on request.
2. It is recommended to distribute the load along with "U" space in the rack.
3. All dimensions are in mm.



### MODULAR RACK SYSTEMS PVT. LTD.

No. 189 & 190, Nadikerappa Industrial Estate, Hegganahalli, Vishwanedam Post, Bangalore-560 091 INDIA • Tel: +91 80 28365042 • Fax: +91 80 28367881  
Mobile: +91 9108220086 • Email: admin@mrsrack.com

